+New New Product News

OMRON

SMARTSTEP

A New Proposal from OMRON: A Next-generation Servo that Is Both Compact and Smart!

SMARTSTEP Junior

The Best in Easy-Setup Servos! Simply Connect the Servo for Immediate Operation

Quick Startup!

Just wire the system, decide the command pulse, and turn ON the power supply to complete the setup. The Servo features automatic adjustment function to achieve stable control without difficult settings. Start using the Servo immediately.

Easy Setup

Only one setting

Compact

Smallest in the Industry!* Enables more efficiently using space in control panels.

* Single-phase, 200 VAC; as of May 2006.

Smaller control panels!

The SMARTSTEP Junior takes up less than half the volume of the SMARTSTEP to save space in control panels.

60% less volume (not including mounted parts)

● 100 W Models



Achieve high-speed, high-accuracy applications.

Variety

realizing

The Servo easily handles many applications, such as conveyors, fixed-length feeding, and feeder control.

● **For example, PCB inspection machine applications**

■ Image of Processing

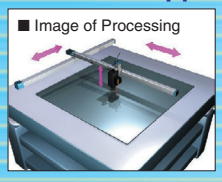

Combine the SMARTSTEP Junior with the CP1H-Y to make the most of Servo performance.
Maximum response frequency (command pulse response)
SMARTSTEP 250 kpps → SMARTSTEP Junior 750 kpps

■ System Configuration

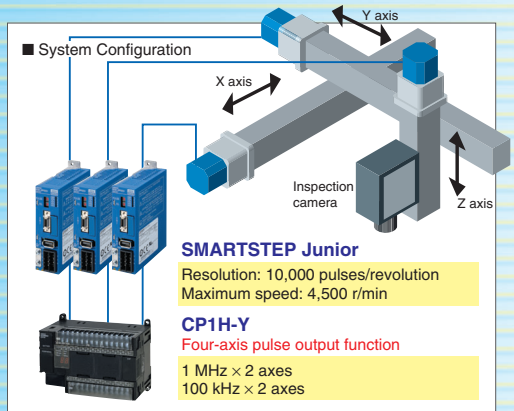

These applications require specific conditions. Confirm applicability for individual customer applications.

■ Servo Driver Specifications

Item	Model			
	R7D-ZP01H	R7D-ZP02H	R7D-ZP04H	R7D-ZP08H
Input power supply (shared by main circuit and control circuit)	Single-phase 200/230 VAC (170 to 253 V) 50/60 Hz			
Applicable motor capacity	100 W	200 W	400 W	750 W
Maximum response frequency (command pulse response)	750 kpps			
Control input signals	Command pulse input, deviation counter reset input, and RUN command input			
Control output signals	Alarm output, brake interlock output, positioning completed output, and phase Z output			

● Dimensions

Capacity	Model	Dimensions [mm]		
		Width	Depth	Height (not including mounted parts)
100 W	R7D-ZP01H	35	105	120
200 W	R7D-ZP02H	35	105	120
400 W	R7D-ZP04H	40	105	120
750 W	R7D-ZP08H	70	145	120

■ Servomotor Specifications

Item	Unit	R7M-Z10030-□S1	R7M-Z20030-□S1	R7M-Z40030-□S1	R7M-Z75030-□S1
Rated output	W	100	200	400	750
Rated torque	N·m	0.318	0.637	1.27	2.39
Rated speed	r/min	3000			
Maximum instantaneous speed	r/min	4500			
Maximum instantaneous torque	N·m	0.955	1.91	3.82	7.16

Note: Model numbers for Servomotors with a brake have the letter B in the place of the box.
The motor selection program is useful for selecting Servomotors.

■ Servo Driver-Servomotor Combinations

Rated output	Servomotor		Servo Driver
	Without brake	With brake	Pulse string input
100 W	R7M-Z10030-S1	R7M-Z10030-BS1	R7D-ZP01H
200 W	R7M-Z20030-S1	R7M-Z20030-BS1	R7D-ZP02H
400 W	R7M-Z40030-S1	R7M-Z40030-BS1	R7D-ZP04H
750 W	R7M-Z75030-S1	R7M-Z75030-BS1	R7D-ZP08H

Warranty and Limitations of Liability

WARRANTY
OMRON's exclusive warranty is that the products are free from defects in materials and workmanship for a period of one year (or other period if specified) from date of sale by OMRON.

OMRON MAKES NO WARRANTY OR REPRESENTATION, EXPRESS OR IMPLIED, REGARDING NON-INFRINGEMENT, MERCHANTABILITY, OR FITNESS FOR PARTICULAR PURPOSE OF THE PRODUCTS. ANY BUYER OR USER ACKNOWLEDGES THAT THE BUYER OR USER ALONE HAS DETERMINED THAT THE PRODUCTS WILL SUITABLY MEET THE REQUIREMENTS OF THEIR INTENDED USE. OMRON DISCLAIMS ALL OTHER WARRANTIES, EXPRESS OR IMPLIED.

LIMITATIONS OF LIABILITY
OMRON SHALL NOT BE RESPONSIBLE FOR SPECIAL, INDIRECT, OR CONSEQUENTIAL DAMAGES, LOSS OF PROFITS, OR COMMERCIAL LOSS IN ANY WAY CONNECTED WITH THE PRODUCTS, WHETHER SUCH CLAIM IS BASED ON CONTRACT, WARRANTY, NEGLIGENCE, OR STRICT LIABILITY.

In no event shall the responsibility of OMRON for any act exceed the individual price of the product on which liability is asserted.

IN NO EVENT SHALL OMRON BE RESPONSIBLE FOR WARRANTY, REPAIR, OR OTHER CLAIMS REGARDING THE PRODUCTS UNLESS OMRON'S ANALYSIS CONFIRMS THAT THE PRODUCTS WERE PROPERLY HANDLED, STORED, INSTALLED, AND MAINTAINED AND NOT SUBJECT TO CONTAMINATION, ABUSE, MISUSE, OR INAPPROPRIATE MODIFICATION OR REPAIR.

This catalog mainly provides information that is necessary for selecting suitable models, and does not contain precautions for correct use. Always read the precautions and other required information provided in product operation manuals before using the product.

- The application examples provided in this catalog are for reference only. Check functions and safety of the equipment before use.
- Never use the products for any application requiring special safety requirements, such as nuclear energy control systems, railroad systems, aviation systems, medical equipment, amusement machines, vehicles, safety equipment, or other application involving serious risk to life or property, without ensuring that the system as a whole has been designed to address the risks, and that the OMRON products are properly rated and installed for the intended use within the overall equipment or system.

Note: Do not use this document to operate the Unit.

Printed on 100% Recycled Paper

PRINTED WITH SOYINK™
Trademark of American Soybean Association

OMRON Corporation
Industrial Automation Company
Control Devices Division H.Q.
Shiokoji Horikawa, Shimogyo-ku,
Kyoto, 600-8530 Japan
Tel: (81)75-344-7109
Fax: (81)75-344-7149

Regional Headquarters

OMRON EUROPE B.V.
Wegalaan 67-69, NL-2132 JD Hoofddorp
The Netherlands
Tel:(31)2356-81-300/
Fax:(31)2356-81-388

OMRON ELECTRONICS LLC
1 East Commerce Drive, Schaumburg,
IL 60173 U.S.A.
Tel:(1)847-843-7900/Fax:(1)847-843-8568

OMRON ASIA PACIFIC PTE. LTD.
83 Clemenceau Avenue,
#11-01, UE Square,
Singapore 239920
Tel:(65)6835-3011/Fax:(65)6835-2711

OMRON (CHINA) CO., LTD.
Room 2211, Bank of China Tower,
200 Yin Cheng Zhong Road,
PuDong New Area, Shanghai, 200120 China
Tel: (86)21-5037-2222/Fax: (86)21-5037-2200

Authorized Distributor:

Note: Specifications subject to change without notice.

Cat. No. I811-E1-01
Printed in Japan
0606-1M