GENESIS 32™ AUTOMATION SUITE

V9.1 Product Brief

April 2008

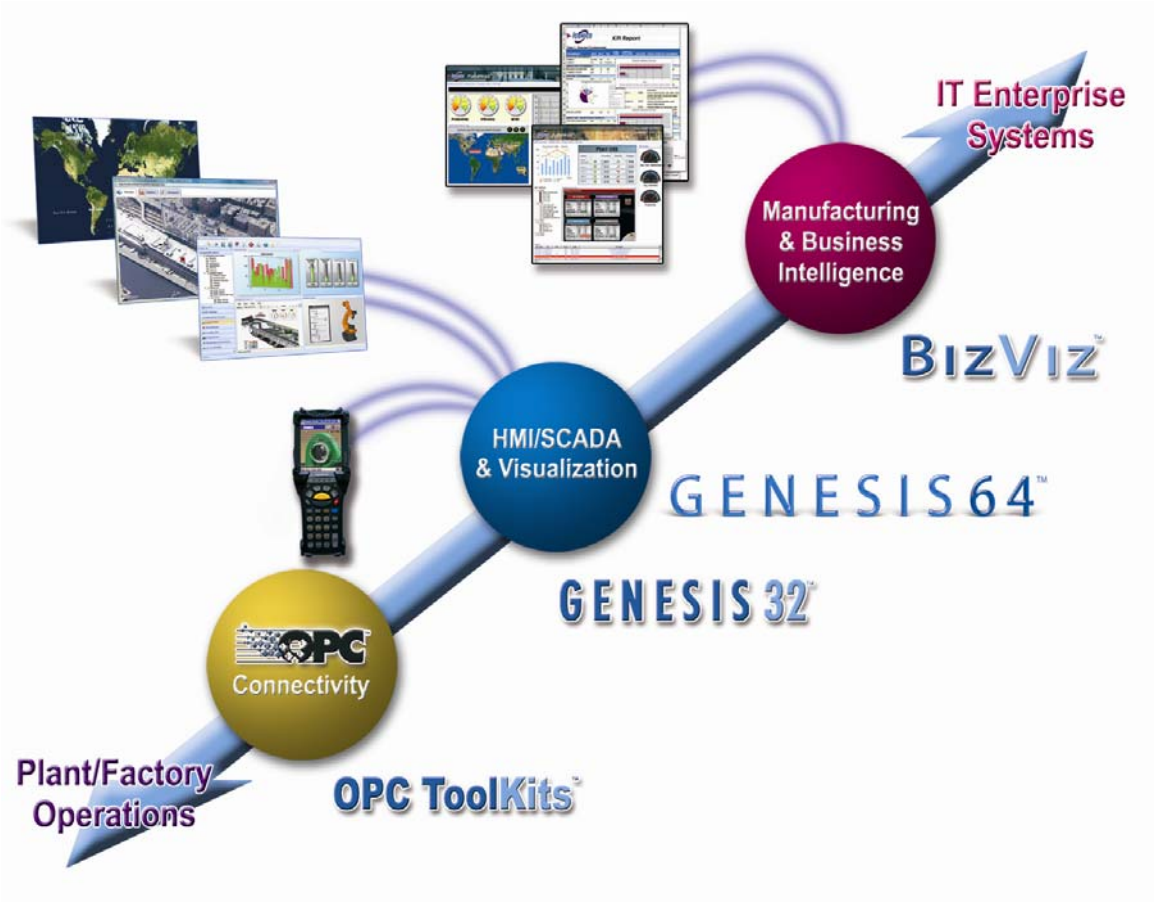

ICONICS

Visualize Your Enterprise™

100 Foxborough Blvd
Foxborough, MA 02035
508.543.8600
Fax 508.543.1503
E- mail info@iconics.com
www.iconics.com

CERTIFIED FOR Windows Vista™

Microsoft GOLD CERTIFIED Partner

OPC CHARTER MEMBER

GENESIS32 V9.1
Product Brief

April 2008

TABLE OF CONTENTS

Introduction 1
GENESIS32 Overview 1
New Features and Benefits 3
Visualization 4
GraphWorX™32 4
Graphical Object Drawing Tools 6
Object Animation Tools 7
Layers, Zooming, and Rotation 7
Complete Symbol Library 8
Runtime Language Switching 9
Global Aliasing 10
Unified Browser 11
Graphical Historical Replay Control: 13
VBA Scripting Engine 14
ScriptWorX2006 16
Connectivity (Based on Industry Standards) 17
OPC Overview 17
OPC Connectivity 17
OPC Servers 18
DataWorX™32 24
OPC Tunneling 25
OPC Universal Data Bridging 27
OPC Aggregation 28
OPC Redundancy 29
OPC Data Redundancy 30
OPC AE Alarm Redundancy 30
OPC HDA Redundancy 31
SNMP Connectivity 32
SNMP Overview 32
SNMP Data Mining 33
Auto-Discovery and Auto-Detection 35
Database Connectivity 36
SAP BAPI 36
Microsoft SQL 2005 36
Data Mining Grid Control 36

Analysis 37
Trending – TrendWorX™32 37
TrendWorX32 Overview 37
Real-time Trending..... 39
Historical Trending 39
Trend Reporting 40
Alarm Management – AlarmWorX™32.....41
AlarmWorX32 Overview 41
Alarm Logging 45
Alarm Reporting 45
Multimedia Alarm Management – AlarmWorX™32 Multimedia 46
AlarmWorX32 Multimedia Overview 46
Agent Library..... 48
Web and Wireless Deployment 49
Web-Enabled Monitor and Control – WebHMI™ 49
HMI for Handheld and Wireless Devices – Pocket GENESIS™ 50
Utilities 54
Security Configuration Overview 54
Network Configuration - GenBroker 54
Project Management – ProjectWorX™32.....56
Redundancy Configurations.....57
Online Diagnostics and System Monitoring 58
TraceWorX™32 58
MonitorWorX™32 59
Recipe Management.....60
Unified Data Manager..... 60
Install and Licensing.....61
Validated Systems.....62

Introduction

Today's plant operations are faced with the need to perform better and to be more competitive with less resources. For plant-level operations, today's systems need to connect to different infrastructures for data gathering and users need to analyze and visualize data in real-time.

The **connectivity** or aggregation needed today can come from a wide range of data sources including OPC and SMNP data, PLCs, plant historians and more.

To stay competitive you need to **analyze** your plant level information in real-time in order to make necessary production adjustments.

Visualization needs to happen across many platforms, such as dedicated operator stations, pocket and wireless devices and via web browsers.

GENESIS32 Overview

ICONICS GENESIS32™ is the industry's first and only fully scalable suite of OPC, SNMP, Web-enabled HMI and SCADA applications. Designed from the ground up to take advantage of the entire range of Microsoft® Windows® operating systems, the GENESIS32 Automation Suite delivers unparalleled performance and cost savings due to its design around open standards.

GENESIS32 V9 centers on easy and reliable integration of information from the most popular communication infrastructures. With V9 it is easy to connect to the core sources of information affecting manufacturing, including: IT infrastructures monitored by SNMP, plant floor infrastructure communicating over OPC, and enterprise infrastructures, such as SAP and Oracle, through real-time, intelligent data mining. The GENESIS32 HMI/SCADA software suite incorporates these infrastructures to provide the most flexible connectivity for machine builders, automotive, pharmaceutical, oil and gas, water, energy and utilities and many other applications. Several new products have been introduced, including new DataWorX™32 Redundancy, OPC Tunneling, MonitorWorX™32 and ScheduleWorX™32. This all-new version also incorporates powerful data-mining and integration technology that enables visualization and reporting of real-time or enterprise data sources, including Microsoft SQL Server, SAP, Oracle, plant historians, SNMP, and OPC data.

Copyright © 2008 ICONICS, Inc.
All Rights Reserved.

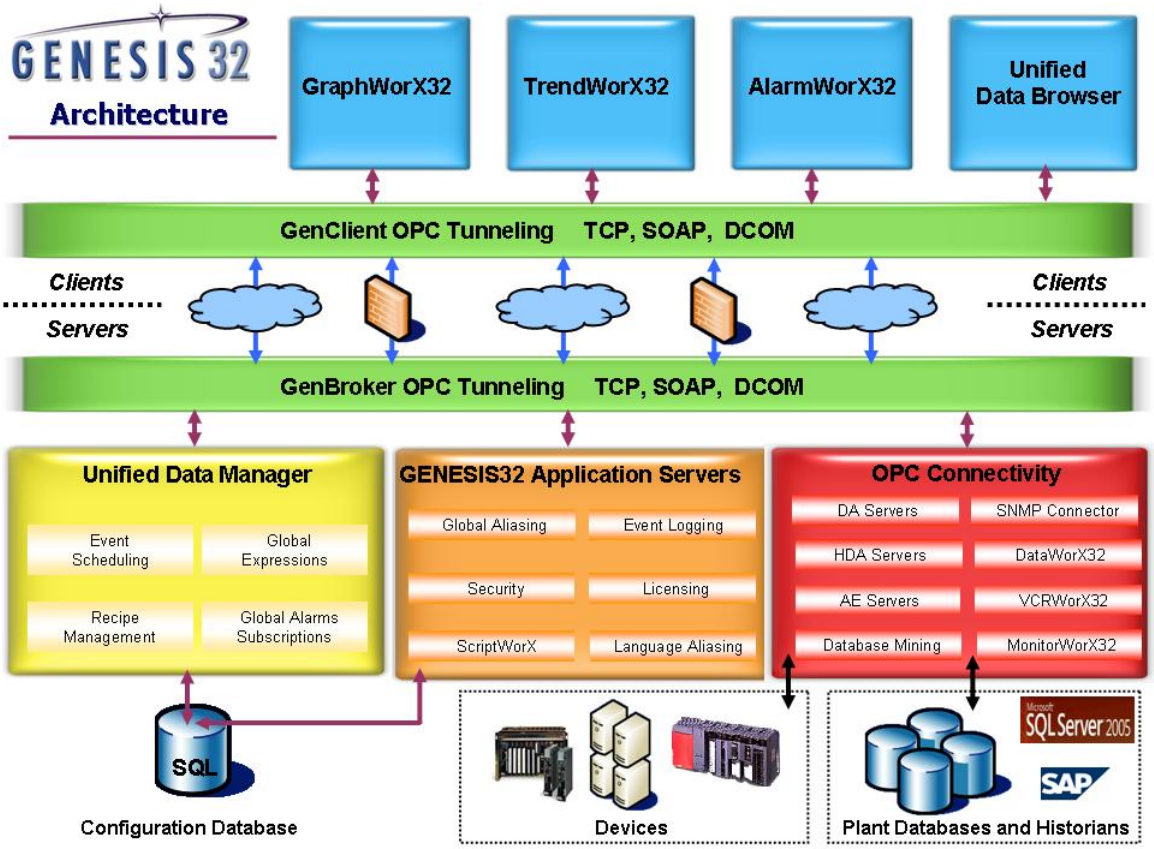

Copyright © 2008 ICONICS, Inc.
All Rights Reserved.

NEW FEATURES AND BENEFITS IN GENESIS32 V9

Features	Benefits
DataWorX32 Standard and Professional Editions	Purchase the OPC solution that fits your application from OPC Tunneling for 3rd party products to complete OPC redundancy
New AlarmWorX™32 Multimedia	Server alarms to Microsoft Live Communication server, new IP telephony applications and new marquees
New ScriptWorX™2006	Now run your VBA scripts as an NT service and take advantage of using global OPC variables for faster application development.
New MonitorWorX™32	Stay informed about the health and status of any application and component on your network with one centralized view.
Native SNMP Network Management	Add the ability to report on the status of Ethernet routers, switches, hubs, network printers or any other SNMP device Link SNMP data with your production data for valuable KPI, OEE, and downtime reporting.
Unified Data Manager	Easily configure recipes and schedules from one centralized configuration window.
OPC UA (Unified Architecture)	Connectivity for Data Access clients and servers across LANs and WANs in an IT firewall-friendly way using Web services
Certified SAP BAPI Support	Tap into your SAP enterprise system.
New GraphWorX™32 Capabilities	Use the new tool bars and the new GUI look and feel to create larger graphic files.
New Open Data-mining Technology	Connect to Microsoft SQL Server 2005, Oracle, Microsoft Access, ODBC, OLEDB, SAP and virtually any other database source.

Copyright © 2008 ICONICS, Inc.
All Rights Reserved.

Visualization

With one development tool for multiple targets, you can create impressive, scalable and portable visualization, trending, and alarm management displays using ICONICS easy point and click development tools.

The GENESIS32 development studio can run on Microsoft Windows, 2000, XP, and Windows Server 2003 operating systems. Rich, Web-enabled applications run on Internet Explorer and Terminal Services as well as wireless Pocket PC, Windows CE, and Embedded XP devices.

ICONICS GENESIS32 is the industry's first and only fully scalable suite of OPC Web-enabled HMI and SCADA applications and is ideal for all industries. Designed from the ground-up to take maximum advantage of the entire range of Microsoft Windows platforms, GENESI32 is a full featured scalable HMI.

GraphWorX™32

GraphWorX32 is a human-machine interface (HMI) software package for process control. This fully compliant OPC client featuring ActiveX® and OLE Automation technologies helps create dazzling animated graphics. Available in the standard GENESIS32 suite of applications, or as a stand-alone Open Series component, GraphWorX32 offers unparalleled tools for easily creating the content you need for efficient operations.

As with all ICONICS products built on the OPC-To-The-Core technology, GraphWorX32 is an OPC Data Access client application. That means it can easily plug-n-play not only with ICONICS servers and components, but also with other 3rd-Party hardware interface drivers and software.

NEW in V9

GraphWorX32 V9 has many new features and has been greatly optimized for maximum overall performance, allowing graphic displays with object counts greater than 65,000 objects. With this optimization, users can build very large rich displays with many layers and take greater advantage of the clutter and declutter capabilities. GraphWorX32 V9 has also taken on a new Microsoft Windows XP look and feel with toolbars, icons and dialog boxes built to conform to the latest Windows operating systems.

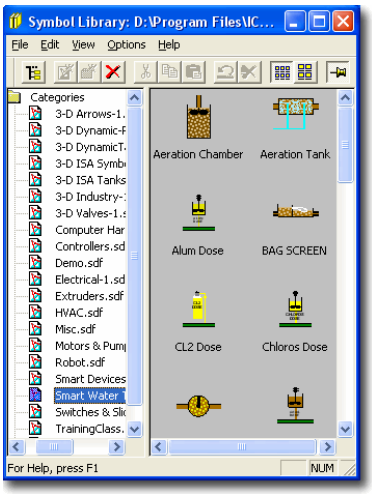

Copyright © 2008 ICONICS, Inc.
All Rights Reserved.

There are several modules that together comprise GraphWorX32:

Graphics Development & Runtime Environment
At the heart of GraphWorX32 is the powerful yet easy to use development environment for creating animated displays. Using 32-bit multithreaded, symmetric multi-processor technology, your information is effectively conveyed to operators with the performance it demands. These scalable graphics can be developed and then deployed across all of these Microsoft Windows platforms: 2000, XP, Windows Server 2003. What's more, when used in combination with Pocket GraphWorX, your HMI screens can even run on handheld Pocket PCs.

Combine drawings, operating procedures, quality reporting, and recipe management directly into your operator displays using your choice of several powerful ActiveX Controls or the built-in Microsoft Visual Basic for Applications (VBA) Scripting Language.

Integrate with Corporate Information Systems, Batch, MES, ERP and standard Microsoft Office applications such as Excel, Access and SQL. Use GraphWorX32 as your Web Browser plug-in for Internet, Intranet and remote visualization.

This award-winning HMI software can be seen running in Microsoft "Envisioning Centers" across North America. ICONICS has been working with Microsoft to integrate our products into these virtual presentations. GraphWorX32, combined with WebHMI and Pocket GraphWorX, demonstrate a manufacturing facility, showing the dazzling graphics easily created with ICONICS.

Here are just some of the advantages offered by GraphWorX32:

- Resolution Independent Graphics
- Scalable Displays
- Smooth Gradients & 3D Effects
- Animate WMFs, Bitmaps, more
- Drag-n-Drop Configuration
- Visual Basic Scripting
- Web-ready Graphics
- CAD-style Layering
- Analog Color Change Dynamic
- Animator Dynamic
- Object-based Symbols
- Group Drill-down
- Pop-up Keypads/Keyboards
- ActiveX Container
- Time Saving Aliases
- Native Web Browsing
- Graphics Templates

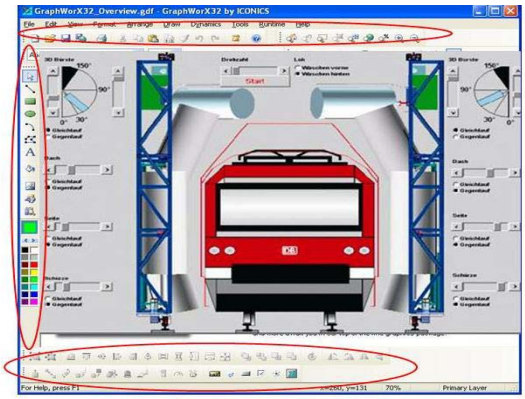

Icons with New look and Feel

- Customized Pop-up Menus
- State Fields
- Multi-screen Capability

Copyright © 2008 ICONICS, Inc.
All Rights Reserved.

- Advanced Expression Editor
- Multi-path Location Dynamic
- Clutter/De-Clutter Zoom
- Symbol Wizards
- Visually Define Rotations, Sliders
- Built-in Language Switching
- Pop-up Runtime Tool-tips
- And Much More!

GraphWorX32 Viewer ActiveX Control
Drop this ActiveX Control in an HTML Internet-/Intranet-based Web page, or any other ActiveX Container, and it's ready to display your animated graphics. You can even embed it within another GraphWorX32 display for a "picture-in-picture" type effect. Combined with drag-n-drop pick actions, this module greatly expands your design possibilities for putting together an efficient and effective operator interface.

GraphWorX32 offers a FREE development system, so there are no major up-front costs to begin working with this suite of top-of-the-line tools. GraphWorX32 also has a couple of optional Add-on Components that can be added to any project needing these additional features:

- **Symbol Library** - Additional symbols for use in creating displays
- **ActiveX ToolBox** - A collection of powerful OPC Animated ActiveX Controls
- **Pocket GraphWorX** - Deploy your HMI Displays to handheld Pocket PCs

Graphical Object Drawing Tools

Draw Toolbar

Create and configure objects to use in your GraphWorX32 displays. Draw objects, such as circles, boxes, and ellipses, using the drawing tools available from the Draw menu. Also, define various formats for these objects, including line style and weight, text fonts, custom colors and background colors, using the Format menu.

In Configuration mode, users can design displays, creating static and dynamic objects, setting general display properties, etc. Static objects are typically created on screen and then modified via the property inspector (some static objects, such as polylines, arcs, and text, also have additional on-screen editing capabilities). Dynamic objects are also configured via a Property Inspector.

Copyright © 2008 ICONICS, Inc.
All Rights Reserved.

The Draw functions allow users to create display objects using various drawing tools. Create complex drawings by grouping different display objects. The Draw functions are located in a Draw menu or toolbar.

A Format menu provides options for layers, formatting line color, line style, line width, font type, and background color for the intended display. It also allows users to fill and unfill selected objects, to freeze and unfreeze objects, and to define font style and size.

Object Animation Tools

With the Animator connection, objects connected to selected data points can be animated on screen based on the value of the data points.

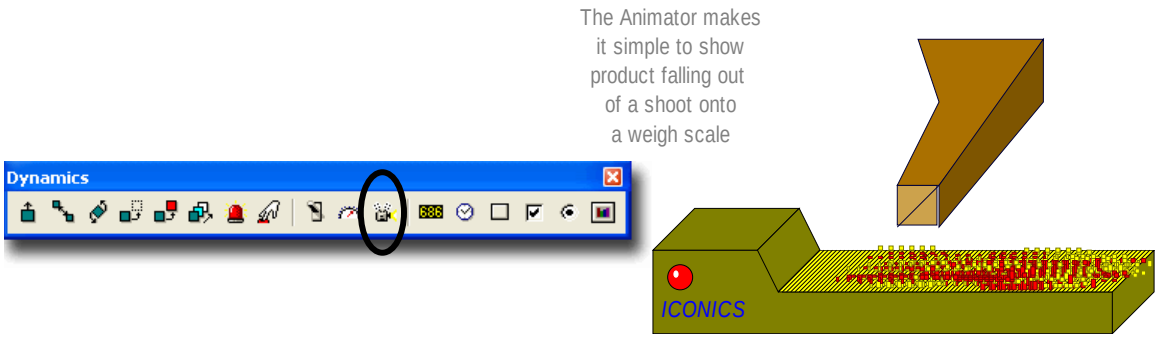

Layers, Zooming, and Rotation

The use of layers in GraphWorX32 allows categorization of elements in the display and separation into levels of detail through decluttering. Layers can be added, removed, or duplicated using the Layers command on the Format menu. Users can also edit the layer properties, set the active layer, set the next layer, set the previous layer, hide layers above the current layer and hide layers below the current layer.

Layers allow operators to turn off aspects of a complex screen, making it easier to see a problem.

The Rotation function allows users to rotate a selected object freely, rotate left and right, and flip the object horizontally and vertically.

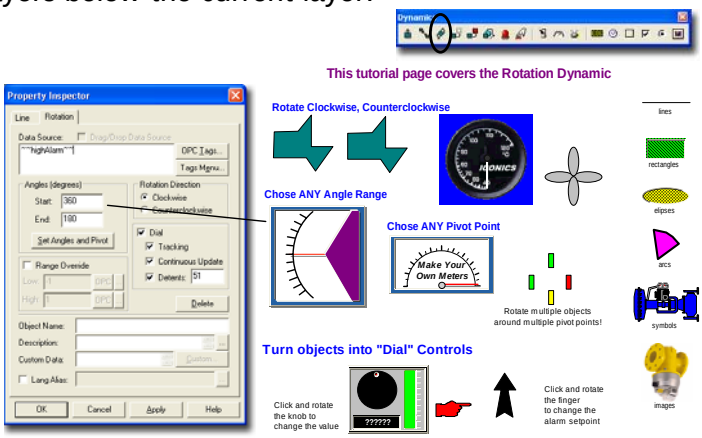

Copyright © 2008 ICONICS, Inc.
All Rights Reserved.

Complete Symbol Library

GraphWorX32 comes with a Symbol Library utility that helps store and categorize your graphic elements used in making your HMI displays. In addition to the initial set of symbols included, you can purchase an advanced symbol set or even create your own. Just drag-n-drop objects into a library category. Not only are the visual objects stored, but all dynamics and even any associated VBA scripts as well.

The stand-alone Symbol Library is a GraphWorX32-independent program visually similar to Windows Explorer. A Tree View shows directories and categories (.sdf files) on the left-hand side, and a Control View shows images of the current category on the right-hand side.

Stand-Alone Symbol Library Screen

The current design supports a multilevel hierarchy of categories. This hierarchy is characterized by a standard directory structure. This simplifies the reorganization of the library because standard Windows tools can be used for creating, renaming, moving, and deleting directories. There can be an unlimited number of categories in any directory. A category is a file containing an unlimited number of GraphWorX32 symbols. It stores any type of symbol.

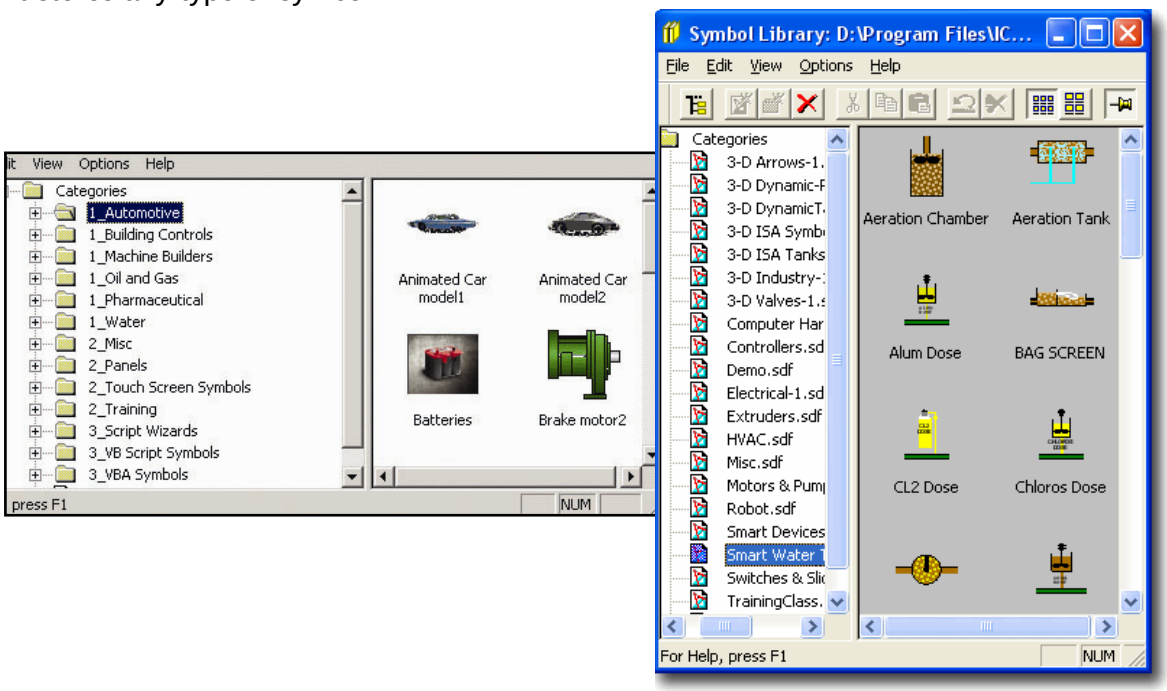

Copyright © 2008 ICONICS, Inc.
All Rights Reserved.

Runtime Language Switching

GENESIS32 includes language-aliasing support provided by the Language Configurator. GENESIS32 supports language aliasing with automatic range and value scaling, as well as unit conversions, formatting, and font selection in Chinese, Czech, Dutch, English, French, German, Italian, Russian and Spanish.

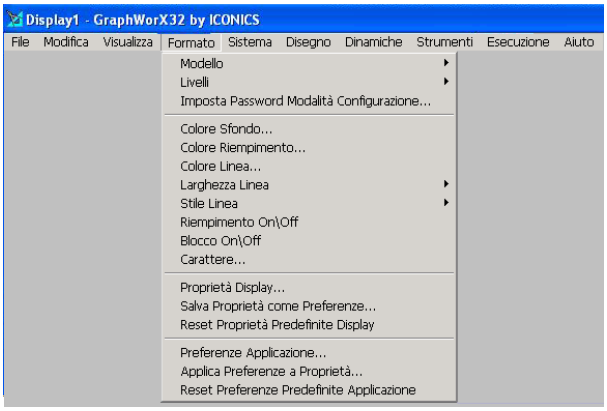

Italian Configuration Screen

The Languages tree control shows all languages in the configuration database. The Language Configurator provides Czech, Dutch, English, French, German, Italian, Russian, and Spanish (Chinese not yet supported in configuration) as default languages. When you click on a language, the language name and description are displayed in the right-hand pane. You can include additional comments in the Description field. The "Enable Translations for This Language" check box is checked by default. If you prefer a regional language, you can search for a Regional Specification of a particular language by clicking the Browse button. The Locale ID that corresponds with the selected language is also displayed.

You can add a new language to your configuration database. You can also add language subsets, which allow you to create an additional configuration to be used with a language.

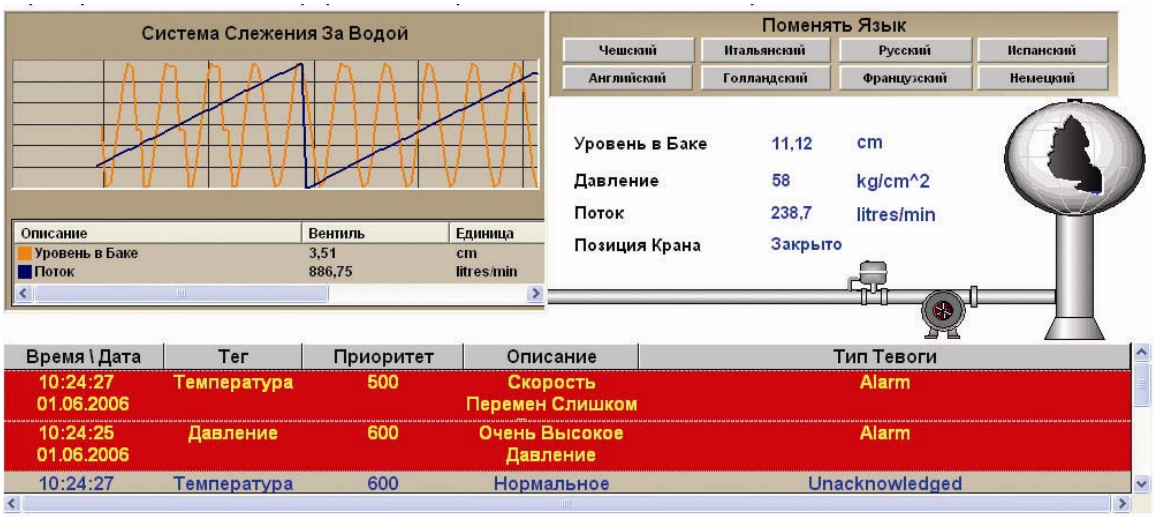

Copyright © 2008 ICONICS, Inc.
All Rights Reserved.

Global Aliasing

GraphWorX32 supports document level, process level, and machine level global aliasing. A global alias is a data string that enables referencing of multiple data sources (e.g. a process point in GraphWorX32) with one unique name. Because multiple data sources can be referenced from a single location, global aliasing can reduce the overall number of required individual display files.

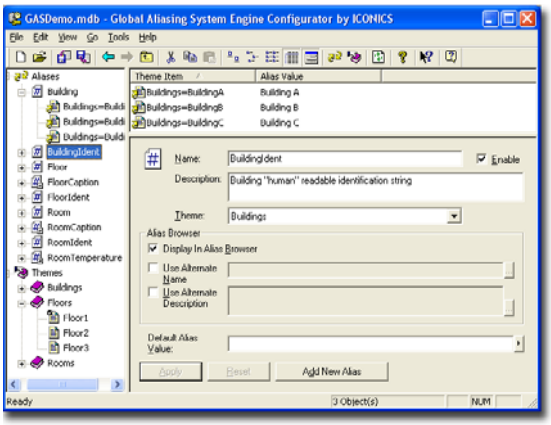

Global Aliasing System Engine Configurator

Global aliasing is integrated into the following GraphWorX32 features:

- Support for visible objects (rectangles, ellipses, lines, etc.)
- Support for dynamics (size, location, rotation, etc.)
- Support for text objects (text, button, etc.)
- Support for display buttons
- Support for state fields
- Access the Global Alias Browser from the description and language edit boxes for Analog Selector, Animator, Color, ColorAnalog, and Digital Selector
- Flash, Hide, Location, Pick, Process Points, Rotation, Size, Time/Date
- State Fields and connected the code behind the pages.
- Display Properties
- Pick action Select GAS (Global Aliasing System) Theme

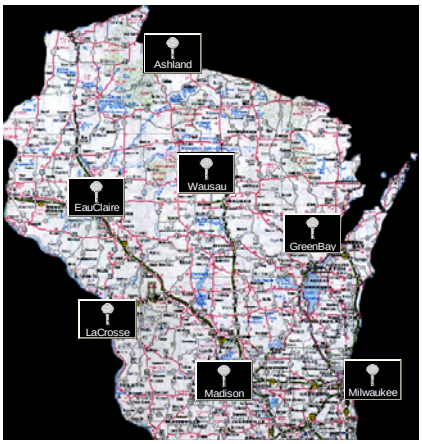

Map Screen Utilizing Aliases

The Global Aliasing System is a powerful feature implemented in GENESIS32 clients and servers, GraphWorX32, TrendWorX32, and AlarmWorX32. Global aliases are stored in the central standard global database and can be accessed over the network from miscellaneous clients. To provide a reasonable performance, the local clients do not connect directly to the database (Global Aliasing Engine Server), but they communicate with a Global Aliasing Client, which will obtain the requested information and cache it locally.

Copyright © 2008 ICONICS, Inc.
All Rights Reserved.

Unified Browser

Clicking the Data Tags button in the Property Inspector opens the Unified Data Browser. This feature allows you to select OPC tags, SNMP data sources and database connections.

Important features of the Unified Browser include:

- Unified look and feel
- Open architecture
- Multi-threaded
- Multi-tabbed browser interfaces
- Resizable window
- Movable split bar separating the tree control from the item viewer
- The most recent information displayed and the tree location are maintained even after you have closed the dialog box.
- The tree control will update a branch's child information by highlighting the branch in the tree control and clicking the Refresh button.
- Copying the registry information to the local computer is not necessary for network configuration.
- Support for multiple tag selection (available only for specific applications).

The Unified Browser allows you to conveniently browse for several basic types of data from a single location accessible from most GENESIS32 applications, including:

- OPC tags
- Aliases
- Variables
- Network nodes
- Databases

A tag (sometimes called a "point") is a specification that, once sent to a client, will direct your customized software to perform a desired function. For example, a tag can direct your TrendWorX32 application to provide trending information at predetermined time intervals.

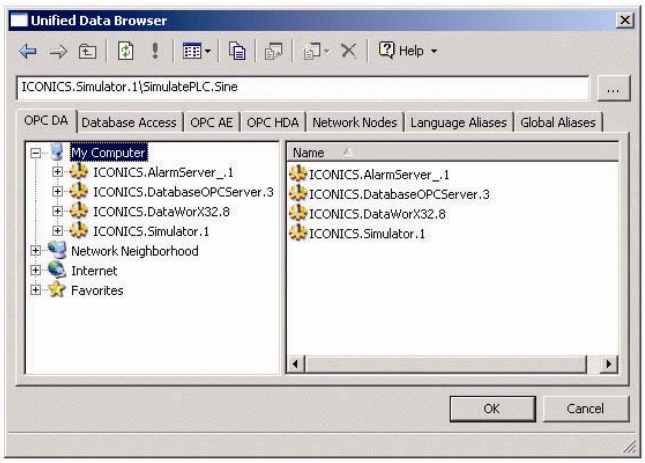

Unified Data Browser

Copyright © 2008 ICONICS, Inc.
All Rights Reserved.

Using an intuitive point-and-click interface, the Unified Browser enables you to:

- Configure OPC Data Access (DA) points (or tags).
- Obtain OPC Alarm and Events (AE) server information.
- Configure OPC Historical Data Access (HDA) tags.
- Data-mine databases, such as Microsoft Access, Microsoft SQL Server, Microsoft Excel, and Oracle.

The Unified Browser performs the previously mentioned functions for ICONICS OPC clients and OPC third-party clients that support drag-and-drop, an OPC specification. To accomplish this, the Browser uses the OPC interfaces to connect to OPC data servers through COM and DCOM. This connection also allows the Browser to support network tag configuration without additional user configuration being necessary.

You can also use the Unified Browser to select from the following types of aliases and variables:

- Local aliases
- Global aliases
- Language aliases
- Local variables
- Simulation variables

Copyright © 2008 ICONICS, Inc.
All Rights Reserved.

Graphical Historical Replay Control:

VCRWorX32 is a powerful tool in GENESIS32 that enables the replay and reanimation of graphical, historical and alarm data.

- Features of VCRWorX replay include:
- Replay of OPC data
- Reanimation of graphics
- Re-plotting of trends
- Replay of alarms
- See what the operator saw through replay of graphical displays
- VCRWorX Control Panel with customizable skins/layouts
- Change the replay speeds
- Specify time and date ranges for data replay
- Search for key events, tags, and expressions
- Customize the layout and appearance using skins

The VCRWorX Control Panel, with fast forward and rewind abilities, is the user interface that enables you to configure your historical data replay time and date settings.

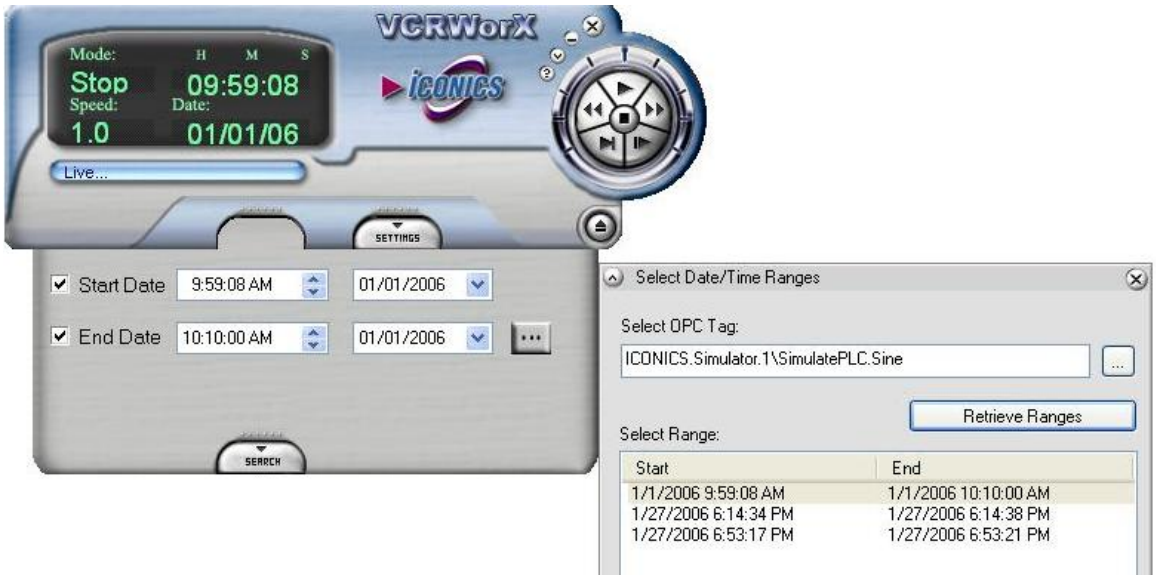

Copyright © 2008 ICONICS, Inc.
All Rights Reserved.

VBA Scripting Engine

GraphWorX32 has a Visual Basic for Applications (VBA) integrated editor, which allows writing of VBA Script. This is a powerful tool that allows easy expansion of GraphWorX32 functionality. In order to run a VBA Script, a PC must have the VBA Runtime Engine. This engine cannot be delivered through the Internet on a thin-client machine because it takes a lot of disk space and requires a long download time.

Because of this, in the past, ICONICS has decided to remove VBA support from WebHMI and the other "lightweight" products, such as Pocket GraphWorX. So it is impossible to use the power of VBA and the advantage of the thin-client technology of WebHMI. Many users develop two different sets of displays: one set with VBA for the desktop workstation, and another set without VBA for the WebHMI thin client. This requires additional work needed to strip out the VBA code and redesign the display.

As a solution to the problem described above, GraphWorX32 features a scripting engine that can parse VBScript and Jscript code. This engine is lightweight and can easily be distributed over the Internet to any thin-client machine. When you plan to use the scripting technology for enhancing GraphWorX32 features and also plan to use thin-client technology, such as WebHMI, you should use the new embedded scripting engine and write your code either in VBScript or Jscript instead of Visual Basic for Applications. You can now design one unique display with script and WebHMI support, without having to manage multiple displays.

The new scripting engine for VBScript and Jscript does not have all the power of a full VBA engine, so some features are not supported. There are many limitations, but the largest one is probably the fact that it is impossible to handle events coming from ActiveX or other controls embedded inside a GraphWorX32 display.

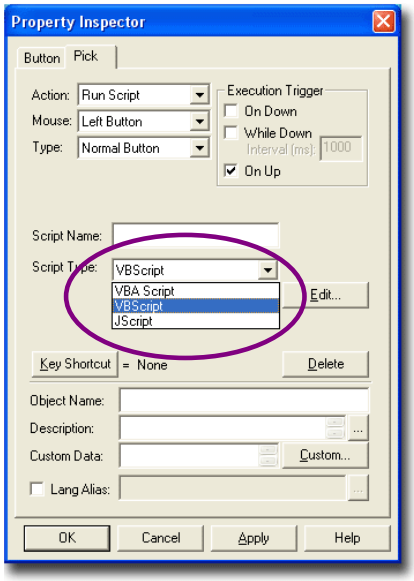

The scripting engine is able to handle the most important display events, and all the pick actions, but it is currently impossible to fire new events. An additional limitation is that VBScript and JScript do not support forms, so it is impossible to create user interface elements different from a simple message box or input box.

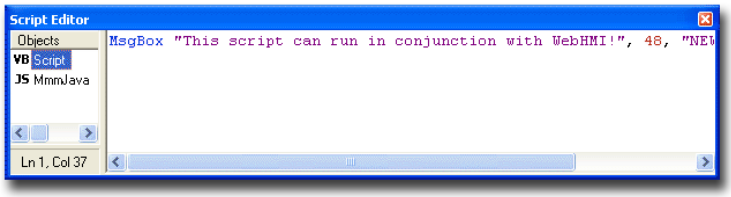

Copyright © 2008 ICONICS, Inc.
All Rights Reserved.

Note: Enumeration constants do not work in the VBScript editor. The corresponding numeric value must be used. For example the following line of code opens a display and sets the aliases values by reading them from a file.

```
ThisDisplay.FileOpenSetAliases("myFileName.gdf",AliasSetFromFile, "AliasCommandString.txt")
```

In VBScript and JScript you must replace the enumeration constant AliasSetFromFile with its corresponding numerical value, which is 1. This is how the line will look in VBScript:

```
ThisDisplay.FileOpenSetAliases("myFileName.gdf", 1,  "AliasCommandString.txt")
```

Note: For information about writing VBScript and JScript, please see the Microsoft Windows Scripting Help.

Displaying the Script Editor

The integrated Script Editor appears as a toolbar in the GraphWorX32 display. It can be dragged around the display as a floating window or it can be docked in place on one of the four display sides. You can resize the toolbar (both docked and floating) at any time by dragging its border. The script editor is an integrated toolbar, so you do not need to "open" it. Instead you just "show" or "hide" it by selecting Toggle Script Toolbar from the View menu.

Copyright © 2008 ICONICS, Inc.
All Rights Reserved.

ScriptWorX2006

The robust, stand-alone ScriptWorX2006 application now runs as an NT service. ScriptWorX2006 allows the creation and management of Visual Basic for Applications (VBA) scripts. ScriptWorX2006's unique multi-tasking, multi-processor environment allows multiple scripts to run concurrently. User-defined VBA scripts can perform OPC read-and-write operations to any OPC server, which interfaces to factory floor devices, such as PLCs and other OPC-compliant servers. ScriptWorX2006 simultaneously performs calculations, manages databases, and executes any operation available in the VBA language to access reports or perform recipe operations. ScriptWorX2006 also offers project-level scripting as part of GENESIS32.

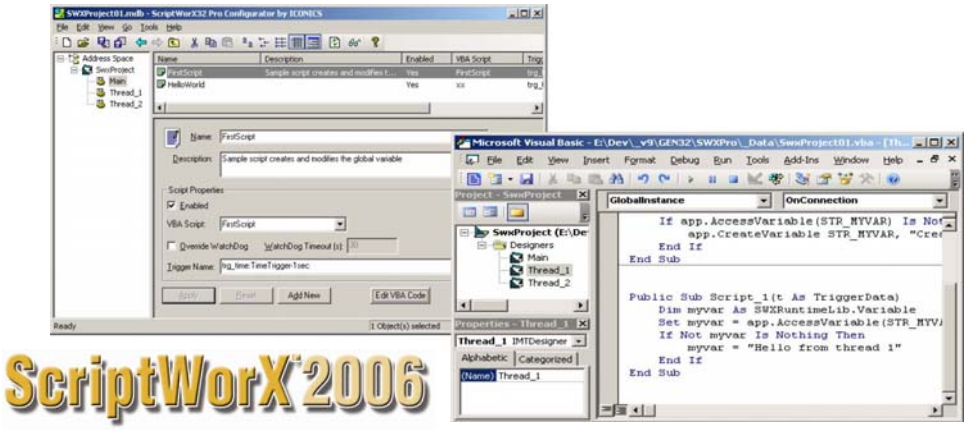

ScriptWorX2006 V9 is closely integrated with the new MonitorWorX and TraceWorX™32 functions. ScriptWorX2006 also takes advantage of the new Unified Data Manager with its extensive centralized support for scheduling. VBA 6.4 scripts can be scheduled and configured for execution once or repeated daily, weekly, or monthly, and perform reliably on a 24 x 7 x 365 yearly schedule with a simple point-and-click interface. Scripts can be triggered based on OPC DA or AE events as well as file events.

Copyright © 2008 ICONICS, Inc.
All Rights Reserved.

Connectivity (Based on Industry Standards)

GENESIS32 from ICONICS can connect to virtually any industrial automation device due to its powerful OPC-to-the-Core™ and SNMP auto-discovery technology. Any OPC compliant data server or SNMP data point can easily connect to any GENESIS32 application. According to ARC Advisory Group, OPC usage is expected to grow more than 60 percent for HMI/SCADA systems in the next five years.

With open data-mining technology, GENESI32 connects to Microsoft SQL Server 2005, SQL Server Express, Microsoft Access, SAP, Plant Historians, ICONICS BizViz Manufacturing Intelligence suite, or any ODBC compliant data source. This connectivity allows for on-demand reporting, with advanced analytics that help decision makers visualize trends, perform root-cause analyses, and identify opportunities for performance management and improvement.

OPC Overview

OLE™ for Process Control (OPC™) is a standards-based approach for connecting data sources (e.g. PLCs, controllers, I/O devices, databases, etc.) with HMI client applications (graphics, trending, alarming, etc.). It enhances the interface between client and server applications by providing a universally supported and well-documented mechanism to communicate data from a data source to any client application.

In the old/traditional case, each client is required to write its own set of servers to the devices. This is due to the fact that although the protocol of a device or a server may not change, the architectures of the different client applications (from different vendors) are different. This leads to increased load on the machine, work in setting it up, costs for doing the project, and time needed to implement the solution. If the device or server's protocol is changed or updated, then each of the client applications must also change.

OPC Connectivity

OPC Connectivity is the widely accepted standard that more companies are using to communicate. According to ARC Advisory group, OPC usage is expected to grow to more than 60 percent for HMI/SCADA systems over the next five years.

NEW in V9

OPC Foundation has provided OPC UA wrappers, which provide connectivity for Data Access clients and servers across LANs and WANs in an IT firewall-friendly way using Web services. ICONICS has integrated and tested GENESIS32 V9 for OPC UA compliance.

Copyright © 2008 ICONICS, Inc.
All Rights Reserved.

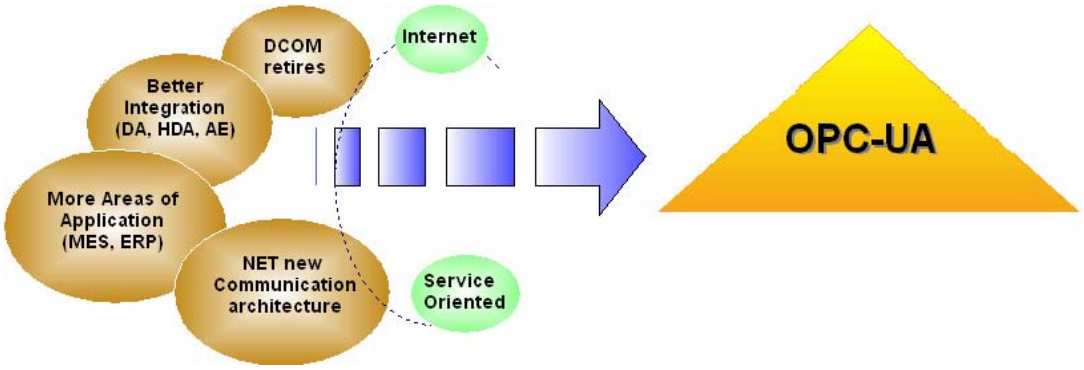

OPC Foundation Unified Architecture Integration with Web Services

OPC Architecture was introduced by the OPC Foundation mainly to overcome this issue. By following the OPC Architecture, a device needs only one standard driver, which is an OPC-compliant server. All OPC-compliant client applications can then be connected to that device, either locally or over a network. Furthermore, connections can be made to more than one OPC server at the same time.

Any OPC client application can connect to any OPC server. In other words, OPC offers true Plug-and-Play capability in the fields of HMI and industrial automation. OPC server types include OPC Data Access (DA), OPC Alarm and Events (AE), and OPC Historical Data Access (HDA).

OPC Servers

There are literally hundreds of OPC servers available on the market today. Each OPC server has variations on the steps for using its configuration tools. You will ultimately use the actual OPC server connected to your real I/O. GENESIS32 "Plugs and Plays" with the powerful open communication architecture of OPC.

Server Category	Server Name
ABB	ProcessX ABB Advant (IMS) OPC Server ProcessX ABB Advant GCOM OPC Server
ADACS	ProcessX ADACS OPC Server
ADAM	Merz ADAM 4000 OPC Server Fastwel ADAM OPC Server AdvanTECH ADAM OPC Server

Copyright © 2008 ICONICS, Inc.
All Rights Reserved.

	Fastwel ADAM 4000/5000 OPC Server
Allen-Bradley	Applicom ABDF1 OPC Server ICONICS AB OPC Server SST DH+ OPC Server Kepware AB DF1 OPC Server ProcessX AB OPC Server Merz AB DF-1 OPC Server Cyberlogic DHX OPC Server Suite
Analog Devices	Kepware Analog Devices 6B Series OPC Server
AnchorNT SoftLogic	Kepware Performance Software AnchorNT OPC Server
Andover	Prosoft ANI OPC Server
Aromat	Kepware Aromat Computer Link OPC Server
BACnet	Cimetrics BACnet OPC Server Innovex BACnet OPC Server JCI BACnet OPC Server
Bailey	ProcessX Bailey IC103 OPC Server RoviSys OPC90 OPC Server ProcessX DDE OPC Server ProcessX Bailey INFI-90 OPC Server
Beckhoff	ICONICS Beckhoff TwinCAT OPC Server
Bristol Babcock	Bristol Babcock Open Enterprise OPC Server ICONICS Bristol Open BSI OPC Server
CAL Controls	CAL Control CAL Server
CANOPEN	Hilscher CANOPEN OPC Server Synergetic Micro CANOPEN OPC Server
CITECT	ProcessX CITECT OPC Server
Contrex	Kepware Contrex CX1000 OPC Server Kepware Contrex M Series OPC Server
CONTROLNET	Hilscher CONTROLNET OPC Server Synergetic Micro CONTROLNET OPC Server SST CONTROLNET OPC Server
Cutler-Hammer	Kepware Cutler-Hammer D50/D300 OPC Server
Data Link	Applicom Data Link OPC Server
DDE	ICONICS DDE OPC Server Merz DDE-to-OPC Server

Copyright © 2008 ICONICS, Inc.
All Rights Reserved.

DeviceNET	SST DeviceNET OPC Server Synergetic Micro DeviceNET OPC Server Hilscher DeviceNET OPC Server
DNP3	Triangle MicroWorks SCADA Data Gateway Imperious Technology OPC Server
Endress+Hauser	Kepware Endress + Hauser Memolog OPC Server
Ethernet I/O	OPTO 22 SNAP Ethernet I/O OPC Server
Ethway	Schneider Ethway OPC Server Applicom Ethway OPC Server
Eurotherm	ProcessX Eurotherm 800 Series OPC Server
Fastwel RIO	Fastwel RIO-7000 OPC Server
FieldBUS	Hilscher FieldBUS OPC Server Synergetic Micro FieldBUS OPC Server
Fieldpoint	National Instruments Fieldpoint OPC Server
Fipway	Applicom Fipway OPC Server Schneider Fipway OPC Server
Fischer & Porter	Kepware Fisher & Porter Micro DCI OPC Server
Fisher-Rosemount	ProcessX Fisher-Rosemount SCI OPC Server ProcessX Fisher-Rosemount RNI OPC Server Delta-V OPC Server
Foxboro I/A	ProcessX Foxboro I/A Solaris OPC Server ProcessX Foxboro I/A Windows NT OPC Server
Gello	Gello OPC Server
General Electric	Kepware GE Fanuc Ethernet OPC Server Applicom GE SNPX OPC Server Merz GE Fanuc SNPX OPC Server Kepware GE Fanuc Series 90 SNP OPC Server Kepware GE Fanuc Series 90 SNPX OPC Server Kepware GE Fanuc Series 90 CCM OPC Server Eldridge GE Genius OPC Server
GENESIS OPC	ICONICS GEN OPC Server
Hilscher CIF	Hilscher CIF OPC Server
Honeywell	Prosoft HXO OPC Server Soft Yon Excel 5000 OPC Server

Copyright © 2008 ICONICS, Inc.
All Rights Reserved.

IDEC	Kepware IDEC OPC Server
IEC 60870-5	Triangle MicroWorks SCADA Data Gateway
Industrial Ethernet	Applicom Industrial Ethernet OPC Server
Intelligent Actuator	Kepware GE Fanuc Series 90 CCM OPC Server
Intellution FIX	ProcessX Intellution FIX OPC Server
InterBUS	Phoenix Contact InterBUS OPC Server Synergetic Micro InterBUS OPC Server Hilscher InterBUS OPC Server
InterBUS-s	Applicom InterBUS-S OPC Server
Johnson Controls	JCI CCTV Controller OPC Server JCI Encore/Performer OPC Server JCI N1 OPC Server Prosoft DSC I/O OPC Server
Kessler-Ellis Products	Kepware KEP Universal Protocol OPC Server
Klockner-Moeller	ICONICS Moeller OPC Server
Koyo	Merz Koyo DirectNet OPC Server Kepware Koyo PLCDirect Ethernet OPC Server Eldridge Koyo DirectNet OPC Server Eldridge Koyo Ethernet OPC Server Kepware Koyo PLCDirect DirectNet OPC Server
Leakwarn	ProcessX Simulation Leakwarn OPC Server
Lecom	Merz Lecom OPC Server
Lonworks	Synergetic Micro Lonworks OPC Server Hilscher Lonworks OPC Server
Mitsubishi	Kepware FX NET OPC Server Kepware Mitsubishi A Series OPC Server Merz Melsec FX OPC Server Kepware Mitsubishi FX FPP OPC Server
Modbus	Schneider Modbus OPC Server Kepware Modbus Serial Slave RTU OPC Server Merz Modbus Package Merz General Modbus/Jbus Master OPC Server Applicom Modbus OPC Server Merz General Modbus/Jbus Slave OPC Server Kepware Modbus Serial Master RTU OPC Server Kepware Modbus Serial Master ASCII OPC Server Kepware Modbus Ethernet Master/Slave OPC Server Extended Modbus OPC Server Triangle MicroWorks SCADA Data Gateway

Copyright © 2008 ICONICS, Inc.
All Rights Reserved.

	ICONICS Modbus OPC Server
Modbus+	ICONICS Modbus+ OPC Server
	Triangle MicroWorks SCADA Data Gateway
	Kepware ModbusS+ OPC Server
	Schneider Ethway OPC Server
	ProcessX Modicon OPC Server
Modicon	Cyberlogic MBX OPC Server Suite
Moore Industries	Moore Industries 354 OPC Server
Moore Products	ProcessX Moore Mycro OPC Server
	ICONICS Moore Procidia LIL OPC Server
	ICONICS Moore Procidia Modbus OPC Server
National Instruments	National Instruments NI-DAQ OPC Server
OCI	ICONICS OCI OPC/Call-R Server
ODBC	ProcessX ODBC OPC Server
Omron	Kepware Omron Host Link OPC Server
	ICONICS OMRON OPC Server
OPTO	Eldridge OPTO Ethernet OPC Server
	Eldridge OPTOMux OPC Server
Partlow	Kepware Partlow Modbus RTU OPC Server
	Kepware Partlow ASCII OPC Server
PPI/PPI+	Applicom PPI/PPI+ OPC Server
ProConOS	KW Software ProConOS OPC Server
Profibus	Softing Profibus DP OPC Server
	Synergetic Micro Profibus OPC Server
	SST Profibus OPC Server
	Applicom Profibus OPC Server
	Hilscher Profibus OPC Server
	Applicom Profibus-S7 OPC Server
RS Linx	Rockwell RS Linx OPC Server
SAIA	Merz SAIA S-bus OPC Server
	Applicom SAIA OPC Server
SDS	Synergetic Micro SDS OPC Server
	Hilscher SDS OPC Server
Siemens	Merz Simatic RK512 OPC Server
	Merz Simatic MPI OPC Server
	Siemens S7 OPC Server
	Eldridge TI 505 RS-232 OPC Server
	Eldridge TI TCP/IP OPC Server
	Merz Simatic AS511 OPC Server

Copyright © 2008 ICONICS, Inc.
All Rights Reserved.

	Merz Siemens Package
Siemens	Kepware Simatic 505 OPC Server Applicom Siemens 3964 OPC Server ProcessX Siemens LSX OPC Server Kepware Siemens S7-200 OPC Server Applicom TI DIR OPC Server ProcessX Siemens TI 505 OPC Server
SNMP	COI Software IndustrialSNMP OPC Server
SQL	ProcessX Microsoft SQL OPC Server
SquareD	Kepware SquareD SY/MAX Point-to-Point OPC Server
Sucoma	Applicom Sucoma OPC Server
Sysmac-way	Applicom Sysmac-Way OPC Server Merz Sysmac Hostlink OPC Server
Telemecanique	Kepware Telemechanique UnitelWay OPC Server
Texas Instruments	ProcessX TI TCP/IP OPC Server
TIWAY	Kepware TIWAY Host Adapter OPC Server
Toshiba	Kepware Toshiba G3 Drive OPC Server Kepware Toshiba Computer Link OPC Server
Toyopuc	Kepware Toyopuc PC2 Computer Link OPC Server Kepware Toyopuc PC2 Ethernet OPC Server Kepware Toyopuc PC3 Ethernet OPC Server
Triconex	ProcessX Triconex OPC Server
Unitelway	Applicom Unitelway OPC Server Schneider Unitelway OPC Server
Universal Data Access	ProcessX UDA OPC Server
Valmet	ProcessX Valmet CQ-120 OPC Server ProcessX Valmet Damatic XD OPC Server ProcessX Valmet Micro IC OPC Server
West	ProcessX West Series 3010 OPC Server
Yokogawa	ICONICS Yokogawa Green Series OPC Server ProcessX Yokogawa Centum OPC Server ICONICS Yokogawa Darwin OPC Server

Copyright © 2008 ICONICS, Inc.
All Rights Reserved.

DataWorX™32

DataWorX32 is a 32-bit, multithreaded, OPC-compliant client and server application providing multiple-functionality that conforms to Microsoft COM/DCOM program practice. DataWorX32 is a component of the GENESIS32 product family, and it serves as a project-level data system for GENESIS32 applications. Acting as a bridge between various OPC servers, DataWorX32 provides different OPC data channels. Once multiple I/O channels are established between PCs, DataWorX32 will switch between a primary PC (node) and a backup PC on the network. Should the primary PC be disabled, DataWorX32 will automatically (should the options be specified) default to the backup PC and vice versa. Another feature of DataWorX32 is the use of global variables that are accessible from multiple clients.

DataWorX32 License Versions

	DataWorX32 Redundancy	DataWorX32 Professional	DataWorX32 Standard	DataWorX32 Tunneler Kit	DataWorX32 Lite Version
	DATAWORX 32-R V9	DATAWORX 32-PRO V9	DATAWORX 32 V9	DATAWORX 32-TUN V9	DATAWORX 32-LITE V9
OPC Data Aggregation	**Y**	**Y**	**Y**	**Y**	**Y**
OPC HDA Tunneling	**Y**	**Y**	**Y**	**Y**	**Y**
OPC A/E Tunneling	**Y**	**Y**	**Y**	**Y**	**Y**
OPC DA Tunneling	**Y**	**Y**	**Y**	**Y**	**Y**
United Data Manager	**Y**	**Y**	**Y**	**Y**	**Y**
SNMP	**Y**	**Y**	**Y**	**Y**	**Y**
MonitorWorX	**Y**	**Y**	**Y**	**Y**	**Y**
Security	**Y**	**Y**	**Y**	**Y**	**Y**
GenBroker Networking	**Y**	**Y**	**Y**	**Y**	**Y**
Database OPC Server	**Y**	**Y**	**Y**	**Y**	**Y**
Global Aliasing	**Y**	**Y**	**Y**		
OPC DA Data Bridging	**Y**	**Y**	**Y**		
OPC DA Redundancy	**Y**	**Y**	**Y**		
Store & Forward Technology	**Y**	**Y**			
OPC HDA Logged Data Redundancy	**Y**	**Requires Pair**			
OPC A/E Logged Data Redundancy	**Y**	**Requires Pair**			

Copyright © 2008 ICONICS, Inc.
All Rights Reserved.

The main features of DataWorX32 include the following:

- OPC Redundancy
- Secure OPC Tunneling
- Patented OPC Data Bridging
- Compliant with OPC Data Access 1.0 – 3.0 Standards
- OPC Data Aggregation for Optimization
- Easy to Configure
- Real-time Redundancy Status Monitoring
- Client & Server Side Redundancy
- Alarm, Trend and SQL Data Logging Synchronization
- Guard Against Single Point of Failure
- Different Configurations to Choose From

OPC Tunneling

NEW in V9

DataWorX32 will now be offered in three license versions: Professional, Standard and Lite. DataWorX32 V9 contains many significant new product capabilities and enhancements, including:

- New full featured redundancy with support for OPC Data, OPC Alarms and OPC HDA Historian
- New OPC Tunneling supports any third-party OPC server to OPC client communications
- New MonitorWorX shows performance and provides centralized diagnostic utility
- Integration with new Unified Data Manager
- OPC groups and user-selectable Data Bridging and Patented Data Aggregation
- New alarm and data historian Store and Forward technology
- New scheduled data transfers

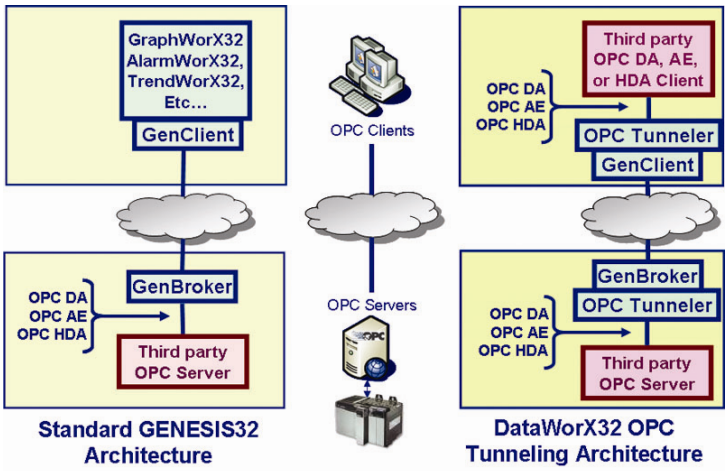

DataWorX32 OPC Tunneling Architecture

Copyright © 2008 ICONICS, Inc.
All Rights Reserved.

The new OPC Tunneling feature comes with all license versions of DataWorX32 V9 and connects a remote OPC server to a local client in a robust and secure manner, allowing for one server to be redirected to more than one location. The powerful graphical user interface allows for easy configuration and a centralized place to manage all remote connections. The underlying technology behind OPC Tunneling is the patented ICONICS GenBroker™ communication, which provides high-performance and robust communication, replacing Microsoft DCOM communications. OPC Tunneling is completely OPC-compliant and is IT firewall-friendly, supporting communications over LANs, WANs and the Internet with extensive built-in security.

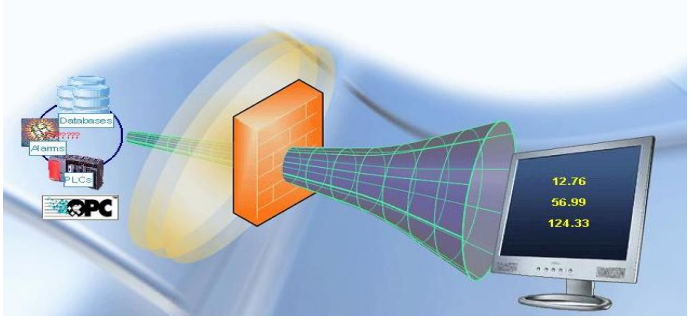

It's simple to install and deploy OPC Tunneling technology to virtually any application requiring remote and secure OPC communications with DataWorX32 V9.

DataWorX32 V9 OPC Tunneling fully supports open OPC industry standards such as:

- OPC Data Access (DA 3.0)
- OPC Alarm and Events (AE 1.1)
- OPC Historical Data Access (HDA 1.2)
- OPC Unified Architecture (UA)

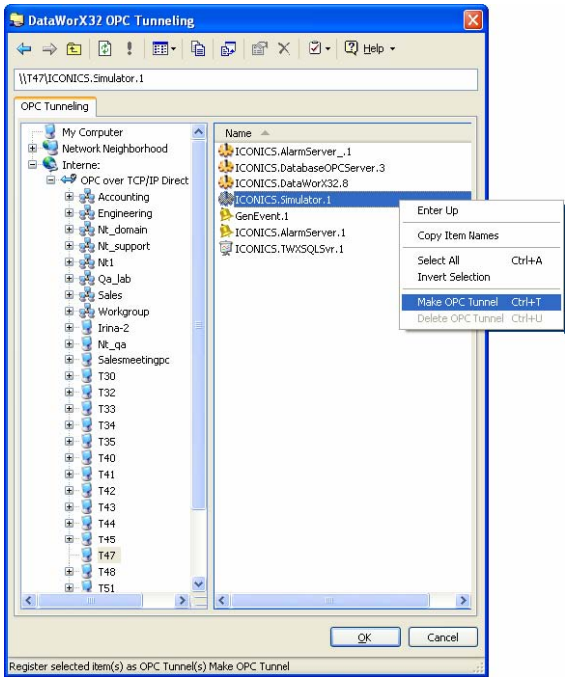

Other significant features of DataWorX32 OPC Tunneling include:

- Auto-discovery of remote OPC DA, AE and HDA servers
- Extremely simple to set up and configure
- Supports OPC browser interfaces over LANs, WANs and the Internet
- Provides a robust, secure alternative to standard Microsoft DCOM communications
- Integrated secure communications
- IT-friendly communications through firewalls and Network Address Translators (NAT)
- Supports TCP/IP and XML communication protocols

Copyright © 2008 ICONICS, Inc.
All Rights Reserved.

OPC Universal Data Bridging

DataWorX32 provides simple and reliable means for connecting real-time OPC DA data between OPC servers and applications using OPC.

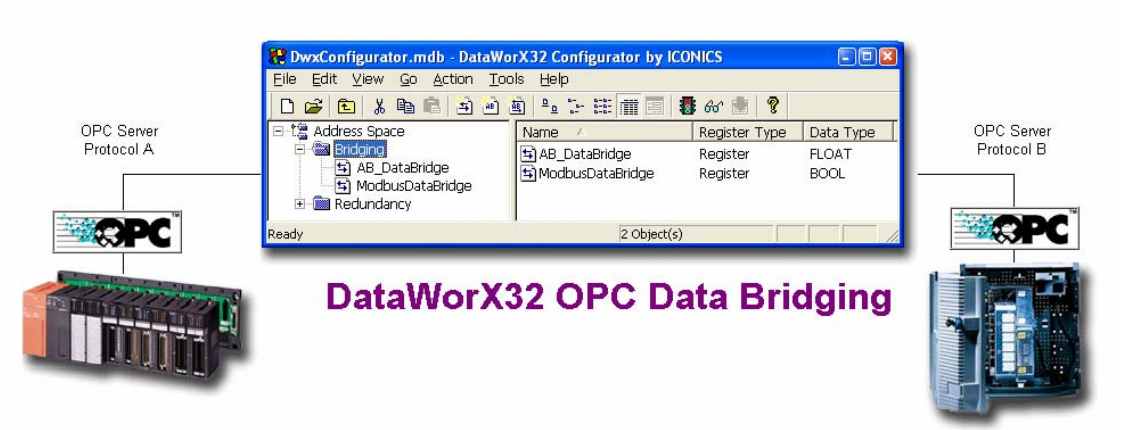

DataWorX32 supports the use of OPC groups and registers, which are used to form collections of OPC items that will be moved between OPC servers at a specified rate. Using multiple groups, DataWorX32 allows you to control how fast data are transferred from one OPC server to another. By using DataWorX32 groups with different update rates, you can tailor your data transfers to fit the needs of the application. While one item may need to be sent at high speed, other items in the application may need slower update rates. The benefit is reduced network traffic and increased overall communications reliability.

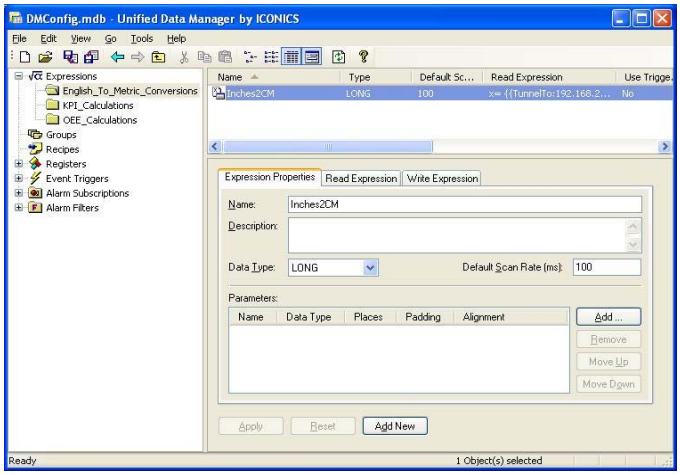

Copyright © 2008 ICONICS, Inc.
All Rights Reserved.

OPC Aggregation

Often in very large projects, several OPC client applications request the same points from an OPC server. For example, GraphWorX32 may need to display a tank level value, and AlarmWorX32 may need to monitor and alarm that same value. This may increase the load of the OPC server, as it now has to provide the same data more than once. Thus, when multiple clients request data from an OPC server, DataWorX32 monitors the OPC server and aggregates the data to the requesting clients.

Often it is desirable to optimize the work performed by the lower-level I/O servers (for example, greater throughput can be achieved). DataWorX32 can serve as a "middle-man" between clients and servers and assist in this optimization process. This is beneficial especially with remote servers over the network.

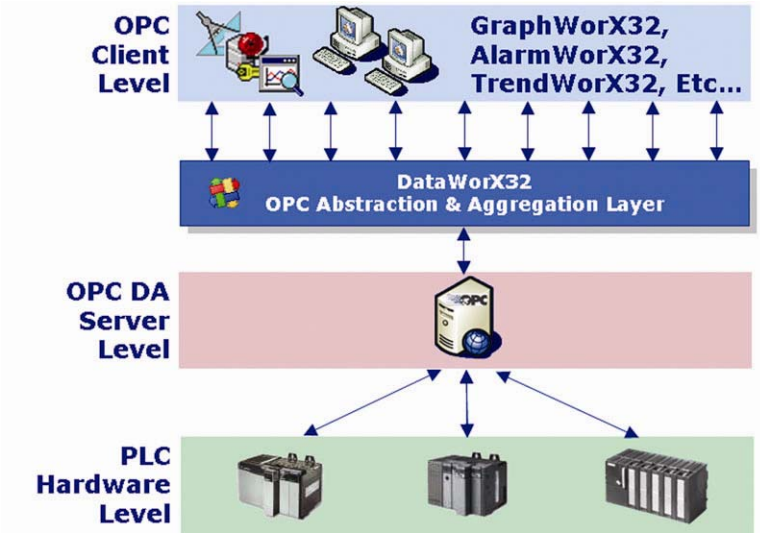

Architecture of OPC Data Aggregation

Copyright © 2008 ICONICS, Inc.
All Rights Reserved.

OPC Redundancy

DataWorX32 Professional with Redundancy

New DataWorX32 full-featured redundancy provides high availability similar to features found in large Distributed Control Systems. DataWorX32 Redundancy is the only product to support the three most important OPC standards, increasing the reliability and availability of OPC data by allowing multiple OPC servers to be configured into redundant pairs. These redundant OPC server pairs seamlessly appear as a single OPC server to any OPC client application. This feature can be added to an existing OPC server/client application, without any reconfiguration of those applications, keeping your processes going without any downtime.

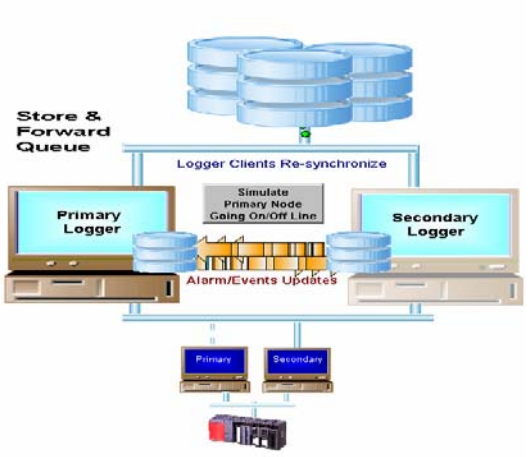

Taking maximum advantage of the popularity of the OPC Data Access, OPC Alarm and Events and OPC Historical Data Access standards, a DataWorX32-enabled system uses multiple connections to a device or system to increase the reliability of data collection. By using built-in, patented aggregation, redundant data paths transparently map and appear as if a single OPC server connection. DataWorX32 can be seamlessly integrated into any existing OPC application without any changes to the client and without loss of data.

DataWorX32 V9 Redundancy Key Features Include:

- Seamless and transparent addition to OPC applications
- Extremely easy to set up; no programming or application changes required
- Upon failure of a primary OPC server, DataWorX32 automatically switches to the secondary server
- Supports multiple OPC Data Access (DA) server pairs; supports 1.0 through 3.0 specifications
- Supports multiple OPC Alarm and Event (AE) server pairs

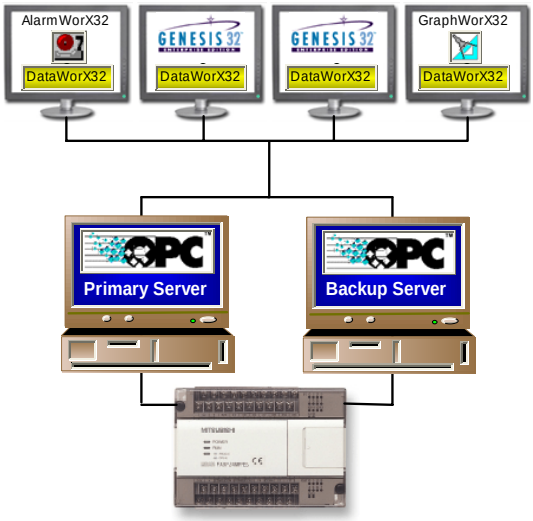

Copyright © 2008 ICONICS, Inc.
All Rights Reserved.

DataWorX32

- Supports multiple OPC Historical Data Access (HDA) server pairs
- Add redundant data collection to any OPC Data Access application
- Automatic as well as manual fallback capability when primary server becomes available
- Built-in MonitorWorX32 support with system tray diagnostics
- Configure OPC tags for visualization of key redundant monitor items
- Built-in audit trail/diagnostics with event logging, tracking redundant events to disk
- Drop-in design makes implementing redundancy a snap
- Available fail-over modes: hot, warm, and cold
- Configurable server polling intervals
- Integrate with multimedia alarming product to provide e-mail, and SMS notifications

OPC Data Redundancy

DataWorX32 V9 supports OPC DA (Data Access) Redundancy. DataWorX32 is a powerful data-optimization tool, as well as an easy-to-configure redundancy solution for any OPC-based application. The patented OPC data-aggregation technology found in DataWorX32 will lower network traffic by aggregating server-to-client requests, leading to a reduction in CPU load and an increase in performance. DataWorX32 is a component of the GENESIS32 product family, and it serves as a project-level data system for GENESIS32 applications.

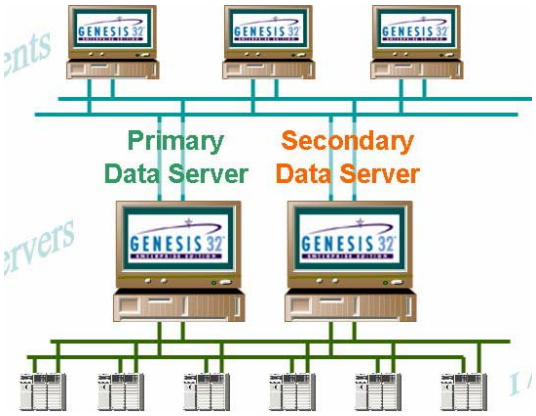

OPC AE Alarm Redundancy

DataWorX32 V9 supports OPC Alarm and Events server redundancy and alarm logger redundancy. Providing both real-time OPC Alarm Server redundancy as well as synchronization of alarm historical log files was a design goal. Alarm acknowledgements are automatically synchronized, guaranteeing that all operator actions are accounted for when switching from primary to secondary alarm servers and vice versa. Integrated Store and Forward technology provides the core capability when synchronizing alarm history between primary and secondary alarm log files.

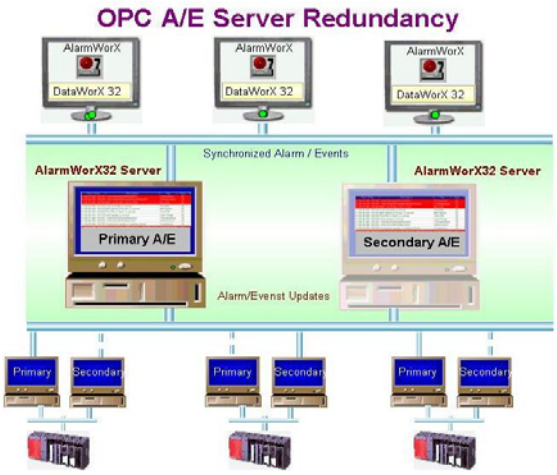

Copyright © 2008 ICONICS, Inc.
All Rights Reserved.

OPC HDA Redundancy

DataWorX32 V9 supports OPC Historical Data Access (OPC HDA) redundancy, providing several configurations for guaranteeing synchronization of critical historical time-stamped data. Integrated Store and Forward technology provides the core capability when synchronizing historical data between primary and secondary log files. DataWorX32 supports Microsoft SQL 2000 and SQL 2005 data stores for highly available trend historian redundancy.

Copyright © 2008 ICONICS, Inc.
All Rights Reserved.

SNMP Connectivity

SNMP Overview

GENESIS32 V9 now features native Simple Network Management Protocol (SNMP) support. Users benefit from the ability to report on the status of Ethernet routers, switches, hubs, network printers or any other SNMP device. Link SNMP data with your production data for valuable KPI, OEE, and downtime reporting.

This new SNMP connectivity, fully integrated into GENESIS32 V9 (more than an OPC server), provides the ability to communicate to any SNMP-compliant managed device.

Supported Features:

- Auto-discovery of SNMP-compliant devices on the network
- Auto-detection of device types with recognizable icons
- Browsing for available objects within each managed device (OIDs)
- Human readable names for the objects (OIDs)
- Importing of MIB files
- Reception and handling of SNMP traps
- GenEvent event messages based on SNMP traps
- Ability to use SNMP data as data tags

New SNMP GENESIS32 SNMP Agent V9…

- Exposes system monitoring and diagnostic information to SNMP
- Provides product monitoring for products such as ScriptWorX2006 and others
- Provides application runtime and version information
- Provides redundancy monitoring
- Works with DataWorX32 Professional
- Provides notification of failed servers and redundancy statistics
- Indicates when connected OPC Servers become available
- Provides software installation information including the versions of all installed GENESIS32 components

Copyright © 2008 ICONICS, Inc.
All Rights Reserved.

SNMP Data Mining

Today's factory automation systems must integrate information from different infrastructures reliably and in real-time. To assist with integration, GENESIS32 Version 9 enables users to integrate OPC, SNMP (Simple Network Management Protocol), and databases with real-time data mining. ICONICS' new native SNMP network management and analysis capability was specifically developed for the industrial controls marketplace to seamlessly integrate monitoring and analysis of a wide variety of managed and unmanaged Ethernet devices into all ICONICS products.

SNMP connectivity is the standard by which IT systems and infrastructures work. Ethernet routers, switches, hubs, and network printers all use SNMP to report their performance. Linking this with your production data is valuable when reporting KPI, OEE, and downtime.

Possible SNMP Applications

Modern systems connect to PLC, DCS, sensors, actuators, building control management systems, power systems, fire and safety systems with Ethernet-based network devices. Now you can easily monitor and analyze the Ethernet-based network from within GENESIS32 V9. This removes the need to employ third- party SNMP monitoring software. Important processes that employ multiple devices connected over Ethernet are just as dependent on the network devices themselves as on the individual controllers and sensors. GENESIS32 V9 enables monitoring of network device failure from any GENESIS32 client, including WebHMI™ and Pocket GENESIS™.

Real-Time IT Network Analysis

Raw SNMP network data can be difficult to interpret. The GENESIS32 SNMP data browser discovers and connects to data from network devices and continually performs calculations and presents useful information, such as bandwidth utilization and network error rate statistics. Additionally, it is now possible to integrate real-time OPC information together with SNMP information to create combined visualization and alarm-management displays that easily summarize the health of network devices and network infrastructure with process control status.

Power Supply Management

Uninterruptible power supplies have become necessary to ensure maximum uptime and protect powered network equipment from power surges. Most UPSs have embedded microprocessors and are capable of reporting their status and operating mode information via SNMP. With GENESIS32 V9, operators can integrate UPS status into GraphWorX32 displays, data log, or alarm on the information.

Copyright © 2008 ICONICS, Inc.
All Rights Reserved.

Support for Unmanaged Device Monitoring

Not all Ethernet network devices employ SNMP device management. To help monitor any system from within GENESIS32, both managed and unmanaged network devices are auto-discovered. The GENESIS32 SNMP data browser automatically generates OPC tags that represent "heartbeat" and response time for each device on a network.

Unmanaged Device Support

GENESIS32 offers an OSI Layer 1 device "heartbeat" feature for any Ethernet network device. Device response and reply latency tags are created for all network devices by the GENESIS32 SNMP Service, and are made available to GENESIS32 client applications for visualization alarming and trend logging. This allows monitoring of all devices on a control network, from sensors, actuators and computer ports through hubs, routers, and switches that manage network traffic.

SNMP Traps Support

Some SNMP-manageable devices can be configured to send unsolicited data to network-management software systems. By configuring an SNMP device to send data without being "polled," such as when a critical system tag goes into an unfavorable state, you can reduce the need for "polling" the network device. GENESIS32 V9 supports receiving SNMP Trap data.

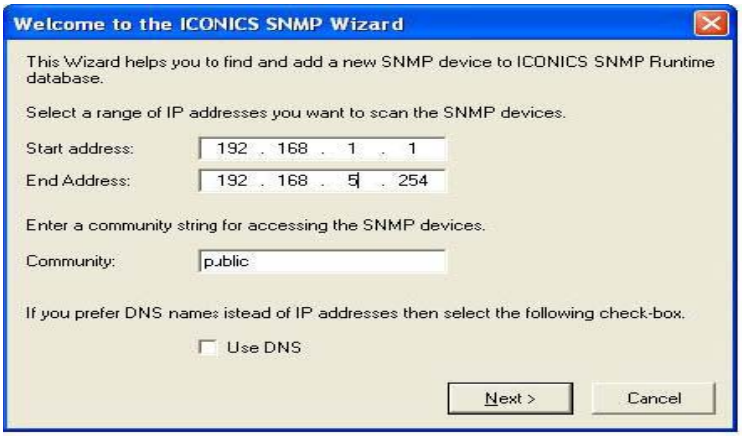

Copyright © 2008 ICONICS, Inc.
All Rights Reserved.

Auto-Discovery and Auto-Detection

Auto-Discovery

The new GENESIS32 SNMP data browser feature includes a new time-saving auto-discovery feature. Simply by opening the SNMP Configurator, the SNMP auto-discover capability is immediately started. This powerful tool will search through your Ethernet network for SNMP-manageable network devices. Once the SNMP Configurator has discovered all the manageable devices, they are automatically added to the Auto Discover Browse Tree Control for connectivity.

Automatically Scans for MIB Files

There are literally thousands of SNMP-manageable devices available. GENESIS32 users can easily incorporate management information from any SNMP-manageable device. GENESIS32 SNMP incorporates a browse capability for easy connectivity to network device MIB addresses. Using a powerful auto-discovery capability, SNMP devices will automatically be recognized and will present the device parameters for connection to GENESIS32 visualization, alarming, trend historian and other functions.

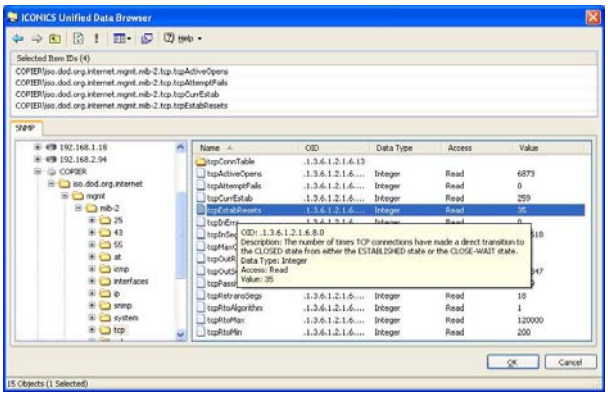

Auto-Discovery of Managed Network Devices with Device Browse Tree

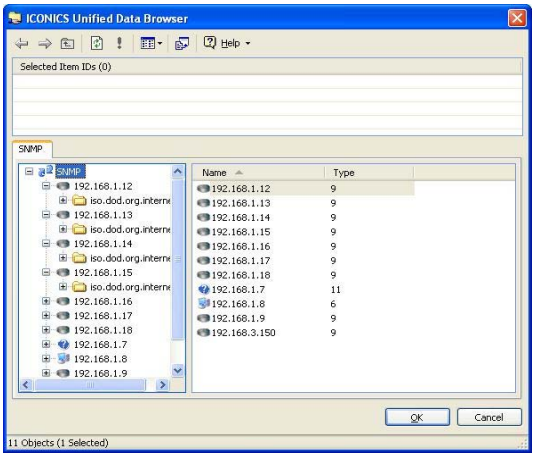

Unified Data Browser Auto-Discovery of SNMP Devices

Copyright © 2008 ICONICS, Inc.
All Rights Reserved.

Database Connectivity

SAP BAPI

Tap into your SAP Enterprise system with GENESIS32 V9's certified SAP BAPI (Business Application Programming Interface) support. SAP business objects are accessed through BAPIs, which are stable, standardized methods. SAP business objects and their BAPIs provide an object-oriented view of business functions.

Microsoft SQL 2005

GENESIS32 V9 integrates Microsoft SQL Server 2005, a comprehensive database platform providing enterprise-class data management with integrated business intelligence (BI) tools. This added full support includes all configuration databases, TrendWorX32/AlarmWorX32 Logging and Data Mining OPC Server.

Data Mining Grid Control

GENESIS32 V9 enables users to integrate OPC, SNMP, and databases with real-time data mining. With his new technology, users are able to connect to Microsoft SQL Server 2005, Oracle, Microsoft Access, ODBC, OLEDB, SAP and virtually any other database source.

New Data Mining Grid Control V9 Features:

- Updated GUI with Windows XP Look and Feel
- Added Query Wizard (Basic and Advanced Mode)
- Added Language Alias Support
- Added new Automation Interface methods:
  - Dynamic load configuration files
  - More control of the Grid operation
  - Added the ability to specify the cell color for each cell
- Added new events in GraphWorX32 to allow user notification of events/changes of the grid
- Added support for Word Wrap
- Added support for Smart Alias

New Data Mining V9…

- Adds a provider for SAP BAPI (Business Application Programming Interface)
- Adds a provider for MS SQL Server 2005
- Improves the ease-of-use of the Data Mining configurator
  - Provides better support for Stored Procedures
  - Adds the ability to view the SQL command
  - Adds a Test-Query button

Copyright © 2008 ICONICS, Inc.
All Rights Reserved.

Analysis

Having the ability to provide real-time analysis of your plant operations is vital. GENESISI32 can present real-time and historical information in a wide variety of trend plots. Alarms management can take place anywhere, anytime with instant acknowledgment.

TrendWorX32, a distributed enterprise-wide data collection, logging, charting, reporting and analysis system, has the distinction of being the first OPC-compliant trending product to be not only an OPC Data Access client application, but also an OPC Historical Data Access (HDA) server. That means it can easily plug-n-play not only with ICONICS servers and trend components, but with other 3rd-Party hardware interface drivers and trending software as well.

For replay analysis, GENESIS32 has a powerful feature called **VCRWorX** that can step, frame by frame, through a replay of your process to see what happened and when. VCRWorX32 enables historical data replay within your real-time graphic screens. The media-like control floats on top of a GraphWorX32 screen and works just like a VCR or DVD player. Users can specify time and date ranges for replay, fast forward or rewind, as well as change the replay speed, and search for key events, tags, or expressions.

Trending – TrendWorX™32

TrendWorX32 Overview

TrendWorX™32 is a powerful collection of real-time trending, historical data logging, reporting, and analysis tools that seamlessly integrates with enterprise-wide information systems. Based on the OPC Historical Data Access specification for creating Plug and Play historical data servers and clients, TrendWorX32 offers an open solution to applications requiring scalable and distributed real-time performance.

The powerful Microsoft based ADO/OLEDB data-logging provider is at the core of TrendWorX32. OPC HDA provides the standard COM and OLE interface for ICONICS Trend ActiveX Viewer Control to display real-time and historical data, separately or simultaneously.

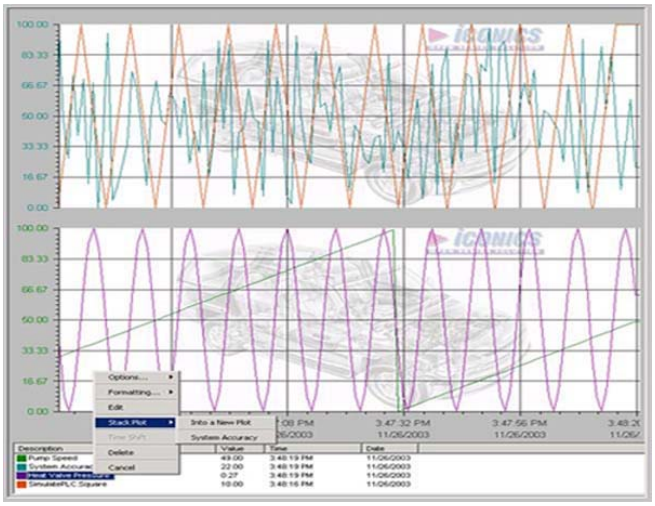

Copyright © 2008 ICONICS, Inc.
All Rights Reserved.

Several trend display types are supported, including time plots, XY plots, logarithmic plots, bar plots, the popular strip chart recorder, and even circular charts! Acquire thousands of data points and organize them into groups for very fast and efficient replay of historical and real-time information. You can use the built in Visual Basic Application to create reports, calculations, and data analysis.

TrendWorX32 integrates with Microsoft Access, Microsoft SQL 7.0, Microsoft SQL 2000, and Oracle using ADO and OLEDB database technologies. In addition, TrendWorX32 supports MSDE 7.0 and MSDE 2000.

New TrendWorX32 Logger V9 Features

- Added Store and Forward capability - ensures data logging integrity even when the database server or the communications to it fails.
- Added support for data logging at fixed intervals. The logging intervals are user-configurable on a per group basis.
- Added support for user-configurable OPC DA refreshes
- Separated the Logger and HDA Server functions. Allows the Trend Logger configuration to be changed without disturbing the TrendWorX32 HDA Replay
- Added support for data logging to MySQL databases
- Added support for data logging to Microsoft SQL Server 2005 databases
- Added support for MonitorWorX - reporting key runtime information

New TrendWorX32 Configurator V9 Features

- Updated GUI with Windows XP Look and Feel

New TrendWorX32 Report V9 Features

- Updated GUI with Windows XP Look and Feel
- Added support for MonitorWorX - reporting key runtime information

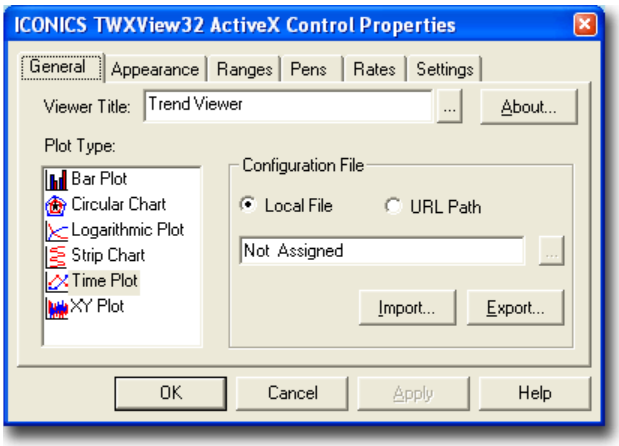

Copyright © 2008 ICONICS, Inc.
All Rights Reserved.

Real-time Trending

NEW in V9

TrendWorX Real Time Trend Configuration uses the OLE Automation interface of the TrendWorX32 Viewer ActiveX within a VBA-enabled application, such as GraphWorX32. Pens can be added "on the fly" by reading the pen configuration from a Microsoft Access database (.mdb) file and utilizing the OLE Automation properties of the TrendWorX32 ActiveX through VBA scripts.

Historical Trending

TrendWorX32 Reporting is compliant with the latest OPC HDA specification 1.2. Although TrendWorX32 Reporting is not a direct OPC HDA client or server, it creates reports with data outputs as specified by the OPC HDA specification. Version 7.x introduced an enhanced data-retrieval system, which utilizes an updated approach to creating historical reports:

- Data filter selection other than Raw will result in data time stamped at the beginning of each subinterval.
- When retrieving data using data filters other than Raw, subintervals for which there are no data because of no data-logging activity will be marked as "empty" slots at the corresponding time with a zero value. You can check the returned qualities for further processing.

The TrendWorX32 OLE DB Provider supports a minimal set of "trend SQL" keywords that can be used to formulate "trend" queries in order to retrieve historical data.

If any or both of the start and end dates are not specified, the TrendWorX32 OLE DB Provider will perform an exhaustive database search to retrieve all samples in the database, or those samples starting from the start date or ending prior to the end date. Because this can be an extremely time-consuming operation, it is suggested that you use the "MaxRows" property of the provider to establish a limit to the total number of retrieved samples.

GENESIS32 trending has enhanced language aliasing support, including automatic value scaling. You need to configure the ICONICS Language Server, as well as configure language aliases in the TrendWorX32 Configurator. Once all language aliases are configured, you can use the LCID property of the TrendWorX32 OLE DB Provider connection to set the desired language settings.

Copyright © 2008 ICONICS, Inc.
All Rights Reserved.

Trend Reporting

NEW in V9

Trend reporting within TrendWorX32 has been updated with a new GUI featuring a Windows XP look and feel plus additional support for MonitorWorX, reporting key runtime information.

TrendWorX32 Reporting includes the following key features:

- Microsoft Excel reporting password support
- Microsoft Excel reporting performance tuning
- Enhanced data retrieval support
- Updated Microsoft Excel date handling
- Microsoft Excel FDA password support. TrendWorX32 Reporting supports creating Microsoft Excel reports where a random password will be created to lock the worksheet if desired. The password is not stored anywhere, therefore providing added security for FDA reports. This support is on a per-report basis.
- Report tag reordering
- Report time span enabled for periodic reports
- TraceWorX32 debug tracing support
- Enhanced expression support
- Daylight savings time support

There are, however, some things to consider. These functions are used by default (no user enabling is required). In order to convert each time stamp, users are advised to check Windows for the PC Time Zone Settings and to see if automatic daylight savings is enabled. Also, obtain the times/dates from Windows for switching over. These dates do not change (e.g. “the first Sunday of April”). Depending on previous information, the functions properly adjust the conversion times to compensate for daylight savings time.

TrendWorX32 also includes the following features:

- Data-retrieval filters
- Scheduling and load-balancing support
- Microsoft Excel integration and template support
- HTML and e-mail support for Microsoft Excel-based reporting
- Unicode version support
- Report integration to historical database, operator comments, and batch information
- Multiple database support
- Easy-to-use report configuration wizard
- Microsoft SQL 2000 support
- Tag column description support

Copyright © 2008 ICONICS, Inc.
All Rights Reserved.

Alarm Management – AlarmWorX™32

AlarmWorX32 Overview

AlarmWorX32 is a distributed enterprise-wide alarm and events management system. Available in the standard GENESIS32 suite of application, or as a stand-alone Open Series component, AlarmWorX32 offers the tools you need to deliver real-time alarm information throughout your system. AlarmWorX32 is a family of modular alarming products, including the Alarm Container, the Alarm Server, the Alarm Logger, the Alarm Viewer ActiveX, the Alarm Report ActiveX, and the Multimedia Server. The Alarm Container is an ActiveX container capable of embedding various ActiveX components.

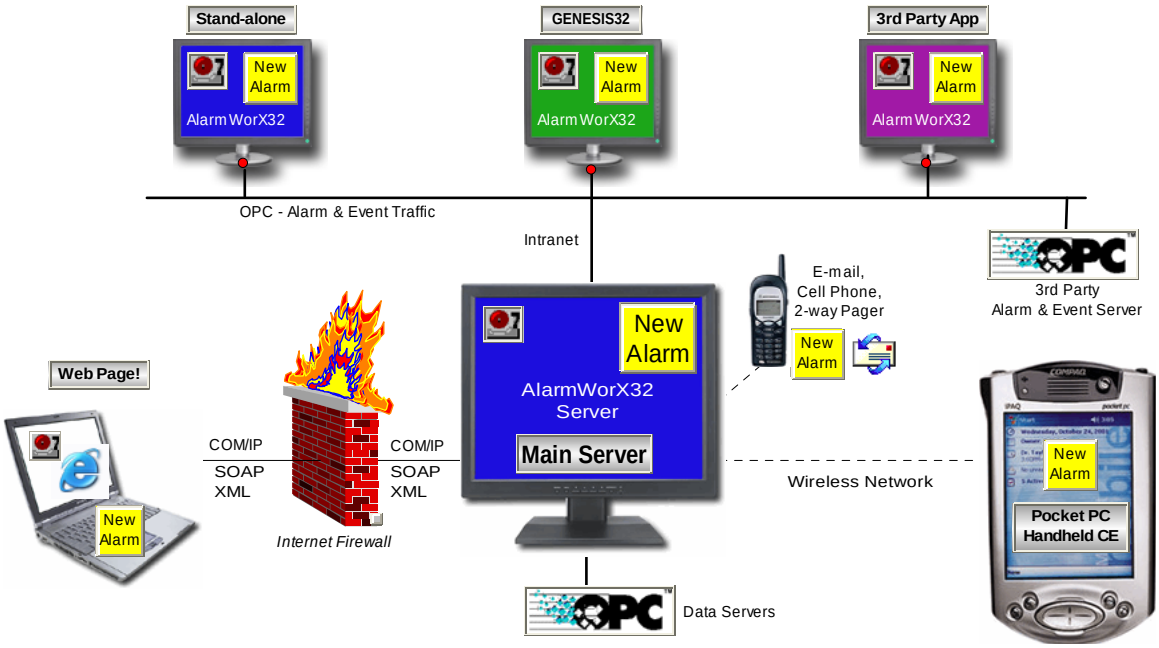

AlarmWorX32 is the first OPC-compliant alarming product based on the OPC Alarm and Events (AE) specification. It can easily "Plug and Play" not only with ICONICS applications but also with other third-party OPC alarming software.

Alarm Container

AlarmWorX32 delivers a "Container" application, which can host not only the Live and Historical ActiveX controls, but also other third-party controls. It also offers the rich Microsoft Visual Basic for Applications (VBA) scripting language. Use this, or other containers (e.g., GraphWorX32) to fulfill your alarm viewing needs.

Copyright © 2008 ICONICS, Inc.
All Rights Reserved.

Alarm Server and Server Configurator

Alarm Configuration is easy with the Alarm/Event Configurator. You can define your own alarms on any OPC data and/or expression (complex combinations of OPC data), choosing from analog limit alarms, deviation, rate-of-change, and digital alarms. In keeping with the open standards employed throughout the GENESIS32 architecture, your alarm configurations are saved to a Microsoft Access or Microsoft SQL Server database.

Once the alarms are configured, the OPC Alarm Server takes care of monitoring the live data, posting new alarms throughout your network. This component runs in the background (even as a Windows NT Service if desired), and is tuned to give your system the performance required of an alarming system.

The AlarmWorX32 Server receives field data from any OPC-compliant Data Access (DA) server and performs alarm detection and reporting based on the OPC data sent to any OPC Alarm and Event (AE) clients that subscribe. The AlarmWorX32 Viewer and the AlarmWorX32 Logger are two examples of clients that can receive these notifications from the server.

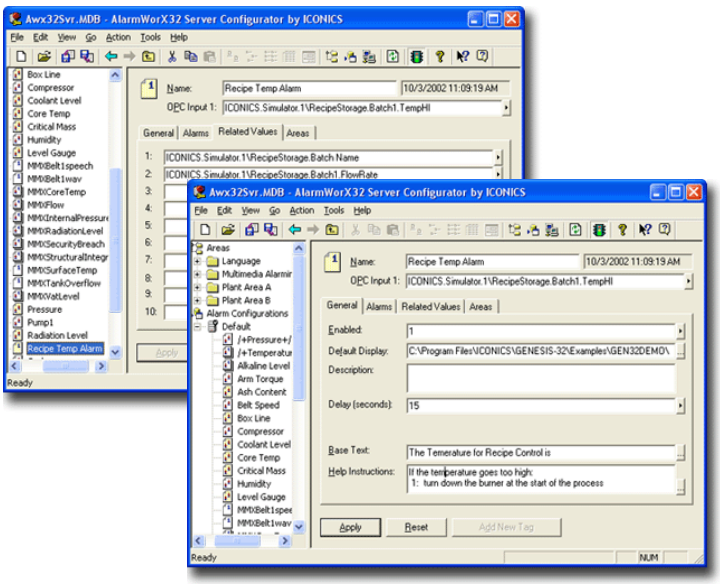

Alarm Logger

The AlarmWorX32 Logger logs alarms to Microsoft Access, Microsoft SQL Server, or Oracle databases. It also can print out the information to one or even a redundant set of printers. You can create alarm reports and calculations with Microsoft's built in Visual Basic for Applications (VBA) scripting language. Alarm calculations can be performed on individual tags or groups of tags.

Copyright © 2008 ICONICS, Inc.
All Rights Reserved.

The logger can run as an executable or a service and is able to process alarm information from several alarm severs locally or over a network. The database is user-configurable (i.e. it allows autoflushing at a specified period, autostart, circular and append logging modes, etc.). Of primary importance to the database issue is performance. The logger is able to handle bursts of alarms due to the design and implementation of the logger's database handling.

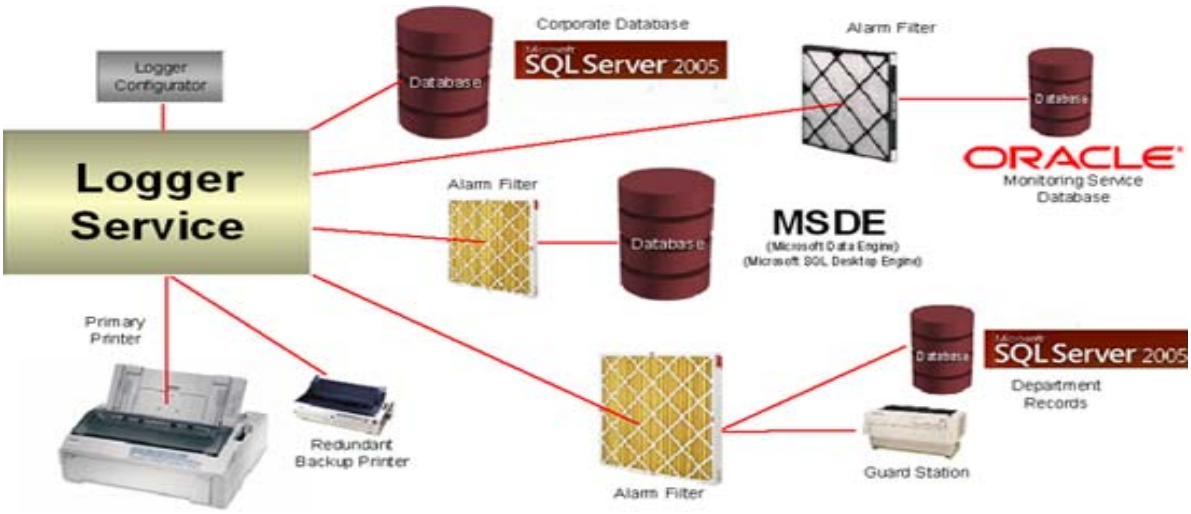

Live Alarm Viewer ActiveX

The Alarm Viewer is a current-events alarm ActiveX. Because this component is an ActiveX, it can be placed in any ActiveX container application, such as GraphWorX32, Microsoft Visual Basic, or a Web page. The Alarm Viewer displays current alarm information and handles the user interface to the alarm system (such as alarm acknowledgement). The layout of information displayed, including sort order, color, font, and displayed data, is user-configurable.

You can drop this ActiveX Control in the provided AlarmWorX32 Container, within any GraphWorX32 HMI Display, an HTML Internet/intranet-based Web page, or any other ActiveX container, and it automatically configures itself to deliver live alarms in a scrollable window. You can easily customize the view via its properties page to control the colors, fonts, columns, rows, alarm filtering, subscriptions, hot-links, etc.

Copyright © 2008 ICONICS, Inc.
All Rights Reserved.

Alarm Report ActiveX

Alarms logged to a database can be a chore to sort through and analyze. The powerful Historical Alarm Analysis (Report) ActiveX solves this problem by easily creating filtered reports, pie charts, bar plots, and even exporting to custom Crystal Reports. At the click of a button, you can find out which alarm is occurring most often and see if there are certain "trouble-spots," review downtime, and more.

The Alarm Report ActiveX allows reporting (user-configured or preconfigured) and graphing of alarms. The source of the Alarm data can be live alarms, alarms previously logged by the Alarm Logger, or a combination of both. Because the Alarm Report is an ActiveX, you can drop it into the AlarmWorX32 Container, within any GraphWorX32 HMI Display, an HTML Internet/intranet-based Web page, or any other ActiveX container.

Multimedia Server

AlarmWorX32 Multimedia is a distributed enterprise-wide alarm notification system that delivers real-time alarm information to you wherever you may be through various multimedia "agents," including from e-mail, pager, fax, voice, text-to-speech, phone, and marquees. AlarmWorX32 Multimedia can easily "Plug and Play" not only with ICONICS Alarm and Event Servers but also with other third-party OPC alarming software.

MMX Alarm Server Configurator

Multimedia Configurator takes you through the steps to create alarm notification rules and action sets. There is even a step-by-step animated tutorial to help you configure your system. You can easily apply filters so only specific alarms trigger your multimedia announcements. When an alarm occurs, specify multiple notifications methods (e.g., page the technician, phone the supervisor, and email the QA lab.). You can also send notifications only to on-duty personnel using the built-in scheduling mechanism. Create sophisticated (yet easy-to-build) work schedules with vacation times, re-occurring patterns and more. There's even the concept of "roles" for various personnel.

Copyright © 2008 ICONICS, Inc.
All Rights Reserved.

Alarm Viewing

New AlarmWorX32 View32 V9 provides the following features:

- Global (centralized) Alarm Subscriptions
- Global (centralized) Alarm Filters
- Updated GUI with Windows XP Look and Feel
  - More Intuitive and feature-rich configuration
  - Ability to Turn On / Off Column Headers
  - Ability to Turn On / Off Scroll Bars
  - Automatic row sizing
  - WYSIWIG Column Sizing
- Ability to be run by users with normal user privileges
- Redundancy aware - able to monitor alarms from redundant pairs of AlarmWorX32 Servers
- Support for Microsoft SQL 2005 (Configuration and Logger databases)

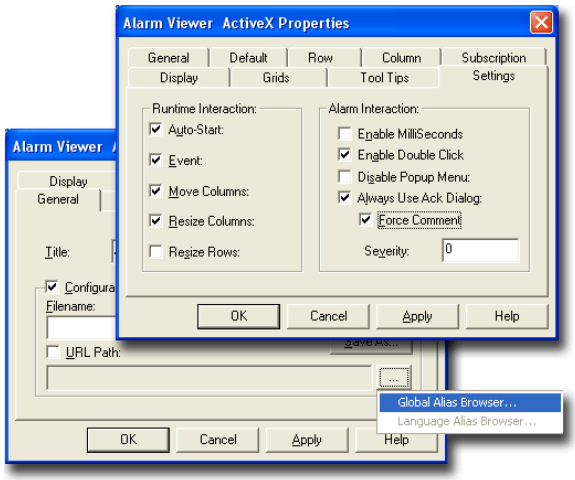

Alarm Logging

New AlarmWorX32 Logger V9 features an added store and forward capability, ensuing data logging integrity even when the database server or the communications to it fails. Also featured is additional support for alarm logging to Microsoft SQL Server 2005 databases.

Alarm Reporting

New AlarmWorX32 Report ActiveX V9 has received multiple additions including an updated GUI with a Windows XP look and feel, expression-based columns and an improved Animate/Deanimate function.

Copyright © 2008 ICONICS, Inc.
All Rights Reserved.

Multimedia Alarm Management – AlarmWorX™32 Multimedia

AlarmWorX32 Multimedia Overview

AlarmWorX™32 Multimedia (MMX) is a distributed enterprise-wide alarm notification system. It delivers real-time alarm information to wherever you may be. Choose from Email, Pager, Fax, Voice, Text-to-Speech, Phone, Marquees and more.

AlarmWorX32 MMX can easily plug-n-play not only with ICONICS Alarm and Event Servers, but with other 3rd-Party OPC alarming software as well.

AlarmWorX32 Multimedia Standard Edition

This multimedia package connects to any OPC Alarm and/or Events server. It comes with complete multimedia agents including Paging, SMS, E-mail, Fax, Popup, Marquee, Video, Phone, and Sound.

AlarmWorX32 Multimedia Lite

With the "lite" version, you'll get all the power of AlarmWorX32 Multimedia Standard, but with a limited set of agents. AlarmWorX32 Multimedia Lite comes with the following agents: Paging, SMS, E-mail, Popup and Marquee.

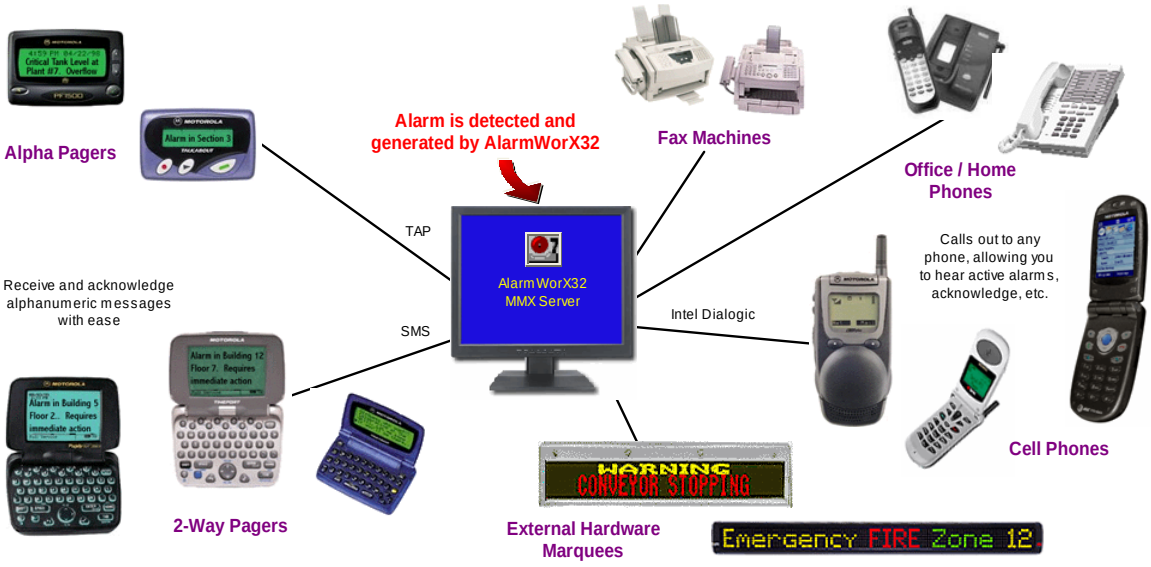

Copyright © 2008 ICONICS, Inc.
All Rights Reserved.

In addition to the new Lite version, AlarmWorX32 Multimedia V8 also offers the following:

MMX Alarm Server Configurator

Let the Configuration Wizard walk you through the steps to create alarm notification rules and action sets. There's even a step-by-step animated tutorial to help you configure your system. Easily apply filters so only specific alarms trigger your multimedia announcements. When an alarm occurs, specify multiple notifications methods (e.g., page the technician, phone the supervisor, and email the QA lab.).

Send notifications only to on-duty personnel using the built-in scheduling mechanism. Create sophisticated (yet easy to build) work schedules with vacation times, re-occurring patterns and more. There's even the concept of "roles".

Pager

MMX can deliver alarms not only to numeric pagers, but also to alphanumeric and even two-way pagers. Use the templates provided out-of-the-box, or configure your own message formats to send the information you need to the handy remote devices. Supports not only the TAP paging protocol standard, but also the newer SMS paging services for universal worldwide support!

Fax

Stay informed of your alarms and events via FAX. The AlarmWorX32 Multimedia Fax Agent delivers your alarm messages to remote fax machines. It can even send an optional cover page, so recipients know the urgency of the message.

Phone

By using the Phone Agent, your alarm and event messages will be spoken to you over the telephone! It can announce complete details of the message, using both text-to-speech (to read you specific alarm messages and values) and pre-recorded sound.

Local Annunciation

Hear your alarm messages over a local PA system or audio speaker system. Crisp, clear messages announce specific instructions to operators, eliminating confusion as to which alarms are occurring. Free up personnel from having to "baby-sit" an alarm view screen, and get them into a more productive roll out on the plant floor. Choose combinations of text-to-speech and pre-recorded speech and sound to deliver your messages (even in multiple languages).

Copyright © 2008 ICONICS, Inc.
All Rights Reserved.

Email

Receive alarm notification via standard email! Not only can the alarm message be sent, but you can also configure email attachments. Send screen snapshots, data files, or any other file you desire. What's more, you can even send a reply back to the alarm system and actually acknowledge the alarm throughout the system … via email!

Marquee

AlarmWorX32 Multimedia can send alarm and event messages to external scrolling marquees. There's also a software scrolling marquee, permitting your important messages to scroll across the screen of a PC, either local or someone on the network.

Agent Library

AlarmWorX™32 Multimedia (MMX) is a distributed, enterprise-wide alarm notification system that delivers real-time alarm information to you wherever you may be. Choose from e-mail, pager, fax, voice, text-to-speech, phone, software and Ethernet hardware marquees and more.

In addition to several key features, including TAPI support for the Phone Agent, AlarmWorX32 Multimedia now comes with three new agents:

Hardware Marquee Multimedia Agent

The functionality in the Marquee Agent has been split into two agents for ease of configuration. AlarmWorX32 Multimedia V9 offers one agent for configuring and managing software desktop marquees and another agent for hardware external marquees.

Skype Multimedia Agent

Skype is an Internet telephony company that offers telephone calling over the Internet. Using the new ICONICS AlarmWorX32 Multimedia Skype agent, voice alarm messages can be delivered to any Skype account. Do you have a Skype account? If not, you can sign up for a free account at www.skype.com.

Copyright © 2008 ICONICS, Inc.
All Rights Reserved.

Web and Wireless Deployment

Web-Enabled Monitor and Control – WebHMI™

WebHMI™ is a powerful add-on to any GENESIS32 system, providing remote Internet or Intranet connectivity to your enterprise system. Using nothing more than a standard off-the-shelf web browser (i.e. Microsoft Internet Explorer), a remote PC can instantly browse to view live OPC and visualization information from any ICONICS GENESIS32 product on the network.

Based on the Microsoft DNA architecture, WebHMI automatically delivers the required "plug-ins" so your browser station can be used as part of the overall network solution. Not only view, but also take control of operator real-time displays with animation, live data trends, reports and alarms. Integrate your HMI application with traditional Internet Browsers to perform remote and low cost monitoring of key manufacturing information. WebHMI comes complete with a security server tie-in so data entry and real-time interaction with your application is controlled across the system.

Real-time networking and communications with factory floor information is provided via the industry standard OLE for Process Control (OPC). Using the ICONICS GenBroker technology, deployment of this solution is easy and effective. WebHMI makes web-based HMI/SCADA a plug-n-play operation!

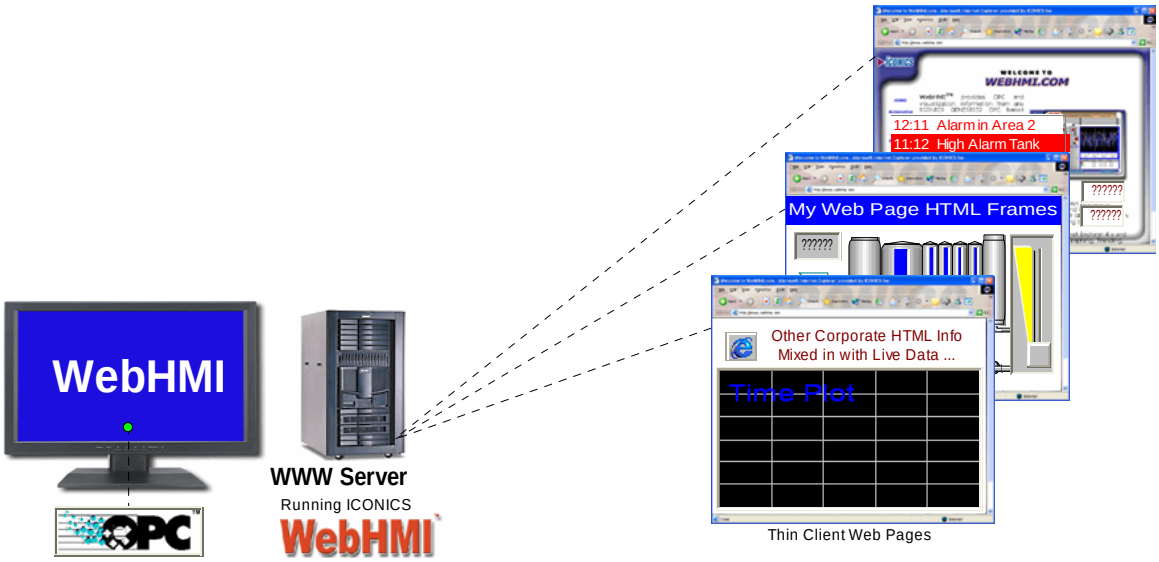

Copyright © 2008 ICONICS, Inc.
All Rights Reserved.

HMI for Handheld and Wireless Devices – Pocket GENESIS™

Pocket GENESIS™ helps to get users instantly connected to the most critical business and plant data anytime, anywhere. ICONICS developed the first suite of robust automation tools with a scalable architecture for running Human Machine Interfaces on Pocket PC–based devices – an ideal solution for operators and maintenance personnel who need to be mobile.

Pocket GENESIS can network via your internal intranet or wireless network with virtually any enterprise productivity application. The suite is also fully compliant with the latest OPC specifications for Data Access, Alarm and Events and Historical Data Access.

Benefits of Pocket Devices in Automation

- Take advantage of low-cost, small-footprint devices.
- Enable your workforce to be mobile and not locked to a workstation.
- Get alarm notification instantly, anytime and anywhere.
- Reduce downtime by mobilizing maintenance engineers.
- Stay connected and get real-time KPI anytime and anywhere.

Applying Handheld Wireless Devices on the Production Floor

A typical handheld, wireless application setup might look similar to the one below:

Work orders are produced and sent to the plant database.

From there, maintenance personnel and operators with their Pocket PC devices running Pocket GENESIS can perform the operations they need and send the data back to the main application.

Even if the user drifts into a dead zone, Pocket GENESIS has a store-and-forward feature that will store and then forward the data once a connection is detected.

Copyright © 2008 ICONICS, Inc.
All Rights Reserved.

Main Features

Full HMI Capability on Pocket PC - Graphics, Alarms, Trends, and More

Pocket GENESIS is a full-featured HMI designed and scaled for Pocket PC devices. It contains all the functionality of a desktop HMI, such as rich graphics. Instant alarm notification and acknowledgment as well as informative trending can be achieved with any Pocket PC device running Pocket GENESIS.

Use One Development Tool for Multiple Targets

With one development tool for multiple targets you can create impressive, scalable and portable visualization, trending, and alarm management displays from your workstation PC using the ICONICS easy point-and-click development tools. Then download the displays to your Pocket PC device running Pocket GENESIS.

Part of a Complete Suite of Scalable Solutions

Pocket GENESIS is part of a complete line of visualization solutions for real-time information. ICONICS solutions can visualize your information from the plant floor to the enterprise.

Supports the Following Operating Systems

- Pocket PC 2002
- Pocket PC 2003
- Pocket PC 2003 Second Edition

Data-mine Standard Databases

Pocket GENESIS can also integrate easily and seamlessly into any enterprise application running on Microsoft SQL Server, MSDE, Microsoft Access, or Oracle databases.

Copyright © 2008 ICONICS, Inc.
All Rights Reserved.

Supports Multiple Pocket PC Platforms

Pocket GENESIS supports several Pocket PC platforms from small footprint to industrial devices. This list includes Dell Axim, HP IPAQ, Symbol Technologies industrial devices and more.

New Store & Forward Feature

Pocket GENESIS is loaded with several new features, including built-in store-and-forward technology that allows your Pocket PC device to store information offline. Then you can forward the data when a wireless or wired connection becomes available.

Screen Rotation Supports Portrait and Landscape Modes

With Pocket GENESIS users can switch between the traditional portrait mode and landscape mode screen orientation settings to optimize viewing of trend plots and alarm summaries.

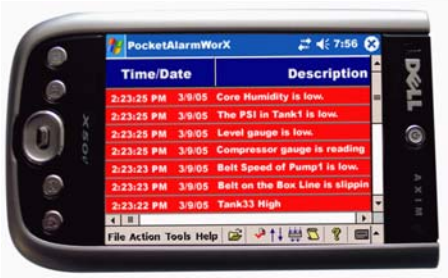

Remote Global Aliasing and Language Aliasing Support

Global aliasing and language aliasing save valuable development time and dollars. The same Pocket GENESIS screen or GraphWorX™ display file can be used to show different real-time information and also to switch between different languages automatically. A simple example of global aliasing would be a screen showing the values of Tank 1. An operator can click on a button labeled "Next Tank," and all the data tags on that screen instantly start showing the operator the values for Tank 2.

Copyright © 2008 ICONICS, Inc.
All Rights Reserved.

The same on-the-fly switching can also be used to switch between languages. With one push of a button the entire Pocket GENESIS application shows all information in a different language. Not only will the words change, but the units of measurement also will convert. For example, suppose the tank screen is displayed in English and an operator switches to French. The words will be translated from English to French, and the tank level will change from inches to centimeters.

Stackable Plots

The award-winning Pocket TrendWorX™ component of Pocket GENESIS keeps getting better. Users can take advantage of stackable plots, allowing for quick trending comparisons and analysis. Tick marks, chart titles and labels are now completely configurable.

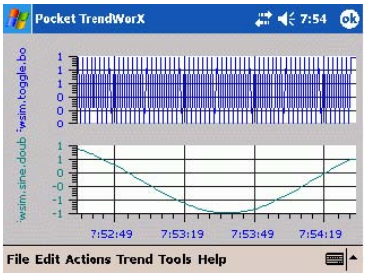

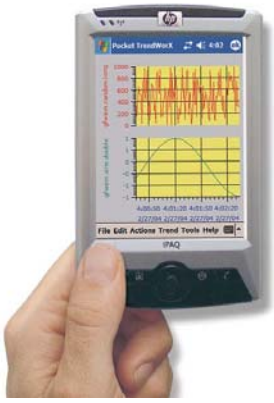

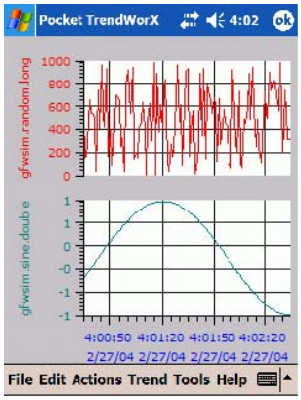

Historical Replay

VCRWorX™ introduced with GENESIS32™ is now supported on Pocket GENESIS. From your Pocket PC device, you can replay and visualize historical, archived data from plant and business systems. With Pocket VCRWorX you can:

- Select a playback start time.
- Pick a playback speed.
- Compare live views with historical views.

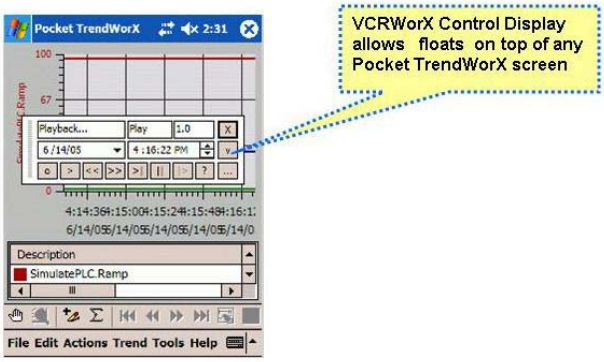

Copyright © 2008 ICONICS, Inc.
All Rights Reserved.

Utilities

Security Configuration Overview

NEW in V9

GENESIS32 comes with a powerful security server, which prevents unauthorized users from using the application. The GENESIS32 suite will not work if Security Server is not found or has been deleted from the computer. The installation of GENESIS32 Security Server comes with a default Security File that allows Maximum Rights to every one. That means that if you do not configure the security, everyone will have full rights. This is allowed for testing and configuration of an application. Once you feel comfortable with the application, you may set the users and workgroups.

Network Configuration - GenBroker

DCOM is the method of communication for GENESIS32. There are, however, certain disadvantages to using DCOM. To overcome DCOM timeout problems, for example, it was necessary to eliminate Windows callbacks and reduce the number of different function calls over Windows DCOM communications.

DCOM's major disadvantages are:

- Its complex settings often make its configuration ineffective when the client is remote.
- It does not work well across NT domains.
- Its connection over slow and unreliable networks (e.g., the Internet) is practically impossible.
- It is not easy to configure to pass through firewalls.

In response to these difficulties, ICONICS has enhanced GENESIS32 with GenBroker, a proven, high-speed communications utility. Employing a network of applications, GenBroker uses TCP/IP and SOAP/XML channels to achieve real-time and secure communications between Web browser clients and WebHMI servers. Everything except the method of communication remains the same as before.

The basic philosophy of GenBroker communications lies in its use of reliable Request/Response protocols. The client sends requests, and the servers reply to them. GenBroker applies to all GENESIS32 applications.

Copyright © 2008 ICONICS, Inc.
All Rights Reserved.

For example, a thin client sends out a request over the Internet to the WebHMI server. The thin client uses GenBroker to transmit the request. The WebHMI server's response to the request is also returned via GenBroker. But if the thin client's request requires a response from a remote server in a local area network (LAN), WebHMI could be configured to use DCOM. The machine will use DCOM to return the response to the WebHMI server, which will use GenBroker to relay the response to the thin client.

GenBroker technology has been incorporated to make the setup of Internet and intranet communications easier. In addition, GenBroker provides easier Internet connectivity and operation with firewalls and routers.

GenBroker enables you to designate which method is to be used for networked communications, as well as to define a central License and/or Security server for a networked set of workstations.

New in GenBroker V9

- Added security to the TCP/IP and SOAP/XML based communications
- Provides secure connections by passing user's credentials (domain name, username, and password) to the server side for authentication.

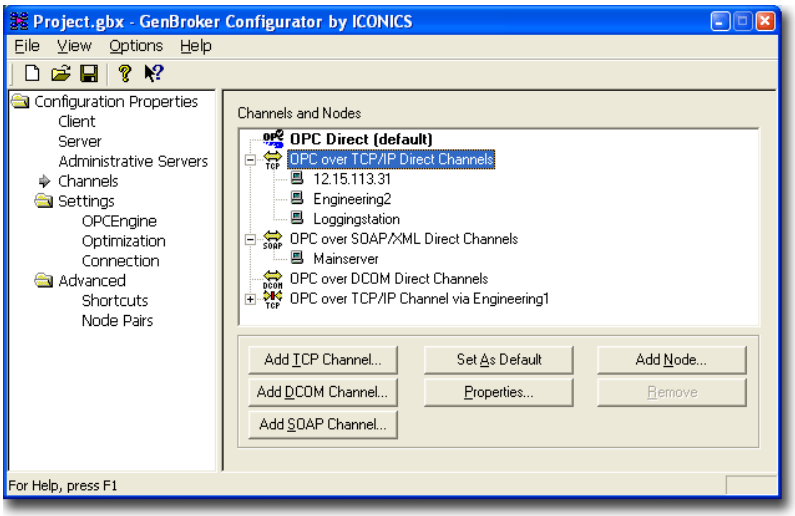

Copyright © 2008 ICONICS, Inc.
All Rights Reserved.

ProjectWorX32

Project Management – ProjectWorX™32

NEW in V9

GENESIS32 contains numerous applications with multiple components, requiring a well-trained user in order to successfully create, integrate, deploy, and manage projects. Each of these components requires complex setup of many different types of configuration files, databases, and OPC servers, as well as runtime and security settings. To simplify the management and deployment of the broad spectrum of GENESIS32 applications, ICONICS has introduced ProjectWorX32, a sort of "super configurator" that integrates all GENESIS32 applications into a single, easy-to-manage format. The ProjectWorX32 user interface is basically a container embedded in the Microsoft Management Console (MMC).

The ProjectWorX32 console conveniently consolidates all of your GENESIS32 files in one easily accessible location, enabling you to:

- Organize all GENESIS32 application files into separate projects.
- Create new GENESIS32 application files and OPC server configurations.
- Import application files into projects.
- Start and stop GENESIS32 applications.
- Pack project files into a single, compressed file, and unpack project files for easy deployment to multiple computers.
- Activate entire projects into runtime mode.
- Control the layout of windows using the Screen Manager.
- Configure security settings to password-protect projects.

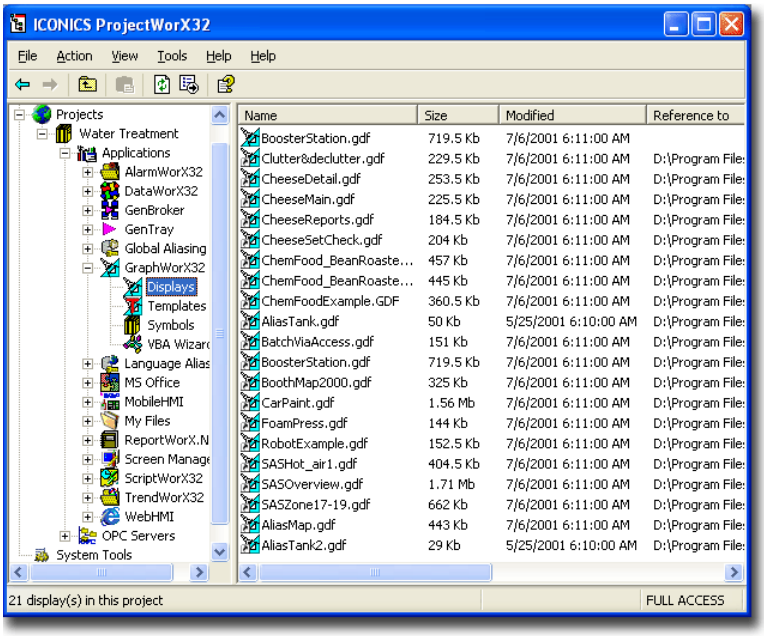

Copyright © 2008 ICONICS, Inc.
All Rights Reserved.

- Back up project files to Microsoft Visual SourceSafe.
- Search for and replace machine names and OPC tags throughout all project files using a global find/replace utility.
- Control and monitor runtime functions for all applications using GenTray.
- Launch GENESIS32 system tools.
- Import and manage third-party applications.
- Publish projects to the Web.
- Generate comprehensive reports for all files and projects.
- Import and manage third-party applications. (Note: For information about adding third-party applications to ProjectWorX32, please contact info@iconics.com.)

New in ProjectWorX32 V9

NEW in V9

- Added support for ScriptWorX2006 Configurator
- Added support for the SNMP Configurator
- Added support for the Unified Data Manager Configurator

Redundancy Configurations

NEW in V9

GENESIS32, DataWorX32 specifically, provides 100 percent OPC server redundancy using OPC servers to any OPC client through the network. This means that users can designate alternative machines as backup servers should a designated Primary server go offline. DataWorX32 scans the OPC server status and switches to the Backup node in case of Primary node failure. This means that, once a Primary server does go offline, DataWorX32 will default to the Backup server or servers in the order in which the backup servers were designated. A special digital tag is provided to start events in case of a switchover from the Backup to the Primary server. If the Automatic Switch Back to Primary Server option is selected in the Redundant Server Configuration dialog box, DataWorX32 will default to the Primary server once it returns online.

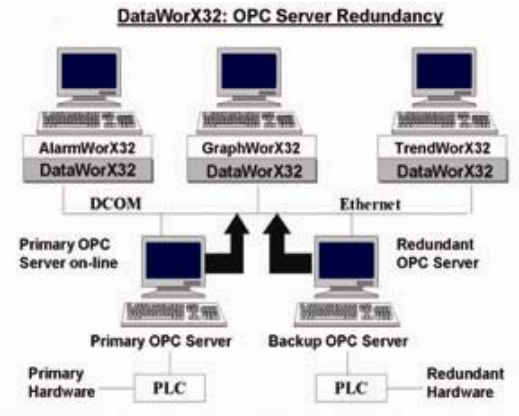

Redundancy When the Primary OPC Server Is Online

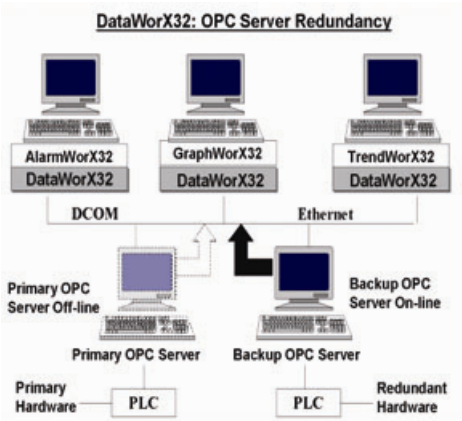

Redundancy When the Primary OPC Server Is Offline

Copyright © 2008 ICONICS, Inc.
All Rights Reserved.

Online Diagnostics and System Monitoring

TraceWorX™32

TraceWorX32 is an audit trail and debugging XML-based utility. Using a technology that has been incorporated into all ICONICS products, TraceWorX32 provides online diagnostics and tuning of all applications running in the GENESIS32 system. TraceWorX32 is designed expressly for systems integrators, OEMs and customers who want to have tools for doing their own troubleshooting and diagnostics.

TraceWorX32 tracks the runtime activity for each GENESIS32 application and logs the runtime data to a log file based on user-configured trace levels. The log file provides a thorough, color-coded report detailing all activity for the application, including the time, the date, the severity level, and a description of the event or problem.

TraceWorX32 also features several options for reporting issues to technical support. If you are experiencing problems with any applications, the log file deployment options, such as compressing and e-mailing log files, are ideal for tracking and archiving data and sending detailed reports to technical support. Developers can use these reports to identify the source of the problems.

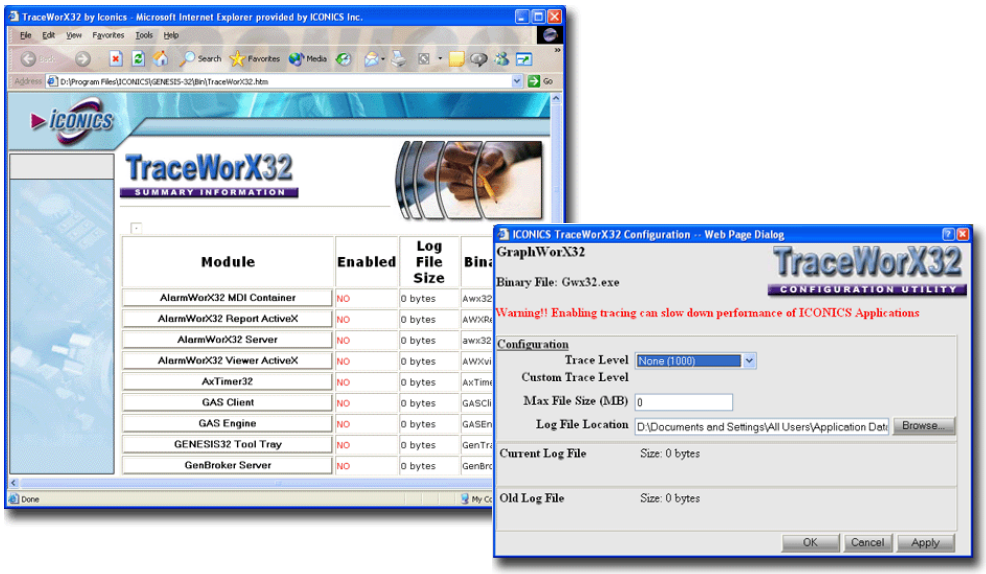

Copyright © 2008 ICONICS, Inc.
All Rights Reserved.

MonitorWorX™32

NEW in V9

MonitorWorX32 provides a system-wide monitoring function via a common user interface to all ICONICS System Services, License Monitoring, WebHMI User Utilization and GENESIS 32 Application Launch and start-up capabilities. With MonitorWorX32, users can quickly get application version information on local and remote nodes, as well as get valuable real-time DataWorX32 redundancy statistics. MonitorWorX32 can reside on the Windows system tray and provides a GUI for analyzing ICONICS GENESIS32 NT services.

Information is provided via an easy-to-use GUI:

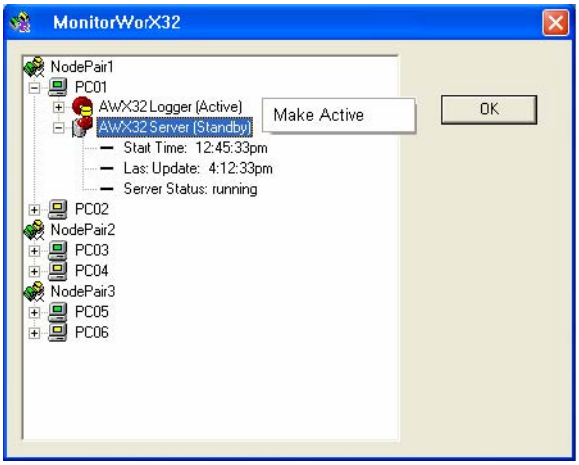

- Start and stop applications and services
- Applications total running time
- Applications version information
- Redundancy Status Monitoring
- View ICONICS apps from remote nodes
- DataWorX32 Redundancy statistics
- View WebHMI users and license information
- Ghost Image Duplicate License Detection
- System tray provides visual balloons interface

New MonitorWorX V9 Benefits:

- Centralized Diagnostics area
- Product "Monitor View" tool for products such as ScriptWorX2006 and others
- GenTray Replacement
- Start and stop applications and services
- Provides application runtime and version information
- Provides duplicate License Detection
- Redundancy monitor
  - Works with DataWorX32 Professional
  - Provides notification of failed servers and redundancy statistics
- Tells you when connected OPC Servers become available
- System tray provides visual balloons interface
- Visualize all connections (OPC, License, Runtime)
- Provides software installation information including versions of all GENESIS32 components
- GenTray and MonitorWorX require Power User privileges to set up Services.

Copyright © 2008 ICONICS, Inc.
All Rights Reserved.

Recipe Management

Unified Data Manager

NEW in V9

GENESIS32 V9 has a new integrated Unified Data Manager, which allows for the centralized management of commonly used Expressions, Schedules, Alarm Subscriptions, Alarm Filters, Recipes, Tag Groups, Event Triggers and Registers across GENESIS32 products as well as other ICONICS products. From an easy-to-use interface users can create libraries of reusable expressions, recipes and other functions. The Unified Data manager (UDM) provides time-saving, on-the-fly selections and modifications of commonly used functions, saving integration and applications development time. Within the Unified Data Manager user now have the ability to handle recipe management via a recipe tree and grid control. Recipes can also be Exported and Imported in CSV or XML file format. Another new recipe feature for V9 is a new pick action inside GraphWorX and a recipe button.

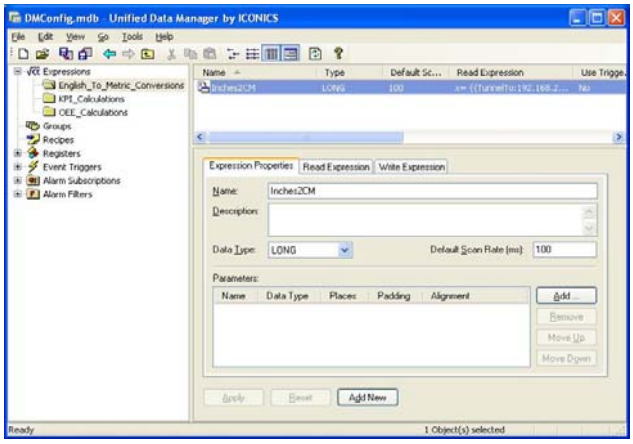

Copyright © 2008 ICONICS, Inc.
All Rights Reserved.

Install and Licensing

ICONICS Software Licensing Utility V9

This version includes a new Softkey Utility, which enables users to run GENESIS32 in Demo mode for two hours without a registered license.

Users can also activate a temporary license for thirty days (one time only), which enables all options. You have to get the appropriate license in order to work after the Temporary Authorization is expired.

Once the license is authorized, do not delete the files under ICONICS/SOFTLIC directory. Contact ICONICS Order Department for your License queries.

Hardware Keys are available on request for an extra Charge.

Uninstalling

It is recommended by Microsoft to use Add/Remove Applications from Control Panel to uninstall the applications. Since applications are registered into the Registry, Add/Remove will take care of uninstalling GENESIS32 products.

If you uninstall some common components that are used by GraphWorX32 or TrendWorX32, you may be required to register those components again or simply reinstall the product.

Note: Do not delete.

Copyright © 2008 ICONICS, Inc.
All Rights Reserved.

Validated Systems

Operating Systems Supported

GENESIS32 fully supports Windows operating systems, including:

- Windows 2000 SP4
- Windows 2000 Server SP4
- Windows XP Professional SP1
- Windows XP Professional SP2
- Windows Server 2003
- Windows Server 2003 SP1
- Windows XP Professional x64
- Windows Server 2003 x64
- Windows Server 2003 R2
- Windows Vista

Note: See Compatibility Test Matrix for specific details as to which Microsoft service patches ICONICS products have been tested with.

System Requirements

To use the GENESIS32 Product, you must have the following hardware and software components. System requirements may vary based on application size and system performance requirements and loading factors.

Minimum Hardware and Operating System Requirements:

- 800MHz or higher processor.
- 256 MB or more if running with OPC Servers.
- At least 600 MB of available hard disk space.
- CD ROM Drive
- A SVGA monitor (256 colors) or better.
- Windows 2000 (with latest Service Pack)
- Windows XP (with latest service pack)
- Windows Server 2003 (with latest service pack)
- A mouse or other compatible pointing device.

Copyright © 2008 ICONICS, Inc.
All Rights Reserved.

About ICONICS

ICONICS is a leading provider of award-winning enterprise manufacturing intelligence and automation software solutions.

ICONICS' solutions deliver real-time visibility into all enterprise operations and systems, helping companies to be more profitable, more agile, and more efficient. As a Microsoft Gold Certified Partner, ICONICS designs its solutions from the ground up to take maximum advantage of Microsoft .NET and SharePoint Portal Server technology, offering an unprecedented level of performance and ease of use.

Our award-winning GENESIS32 and new GENESIS64 automation software solutions can improve productivity, reduce integration and operating costs, and optimize your asset utilization, giving your organization a competitive edge. All ICONICS products are based on "open standards," using OPC-to-the-Core technology leveraging proven architecture and lower TCO of mainstream Microsoft platform, and connect to your existing infrastructure. We have more than 225,000 applications running worldwide serving top manufacturing companies.

ICONICS' BizViz suite of products provides real-time manufacturing intelligence from the production floor to the boardroom, turning real-time information into your competitive advantage.

WORLDWIDE OFFICES

World Headquarters
ICONICS, Inc.
100 Foxborough Blvd.
Foxborough, MA 02035 USA
ph: 508-543-8600
fx: 508-543-1503
info@iconics.com

Czech Republic
ph: 420-37-718-3420
fx: 420-37-718-3424
czech@iconics.com

France
ph: 33-045-019-1180
fx: 33-045-001-0870
france@iconics.com

Germany
ph: 49-224-114-82233
fx: 49-224-114-82686
germany@iconics.com

Italy
ph: 39-347-819-9250
fx: 39-010-601-4091
italy@iconics.com

Netherlands
ph: 31-252-228-588
fx: 31-252-226-240
holland@iconics.com

Australia
ph: 61-297-273-411
fx: 61-297-273-422
australia@iconics.com

China
ph: 86-130-684-86069
china@iconics.com

Hong Kong
ph: 852-21-505-797
china@iconics.com

United Kingdom
ph: 44-138-427-5500
fx: 44-138-440-1642
info@iconics-uk.com

GENESIS64™ *Next Generation in Automation Software*

GENESIS32™ *Connect, Analyze & Visualize*

BizViz™ *Manufacturing Intelligence*

© 2008 ICONICS, Inc. All rights reserved. Specifications are subject to change without notice. GENESIS64, GENESIS32, Pocket GENESIS, BizViz and their respective modules, OPC-To- The-Core, and Visualize Your Enterprise are trademarks of ICONICS Inc. Other product and company names mentioned herein may be trademarks of their respective owners.

ICO-PBB-001