WebHMI – Internet Explorer Security Settings

APPLICATIONS NOTE

October 2013

Description: Guide to configure minimum Security Setting for IE to work with WebHMI.
OS Requirement: Win 2000, XP Pro, Server 2003, Vista, Server 2008, Windows 7
General Requirement: Installation of GENESIS32 v9.x, WebHMI v9.x, Internet Explorer 6 and higher

Introduction

Default security seting of IE may block WebHMI ActiveX or required component from downloading., resulting in issues with WebHMI client functionality. This Application Note describes the minimum WebHMI Cleint / IE security setting that will allow a safe download of ICONICS ActiveX and other objects from WebHMI Server without compromising security.

IE Security Setting for Local Intranet

If WebHMI client is apart of a Local Intranet, then you should leve the Internet security setting as default. You can set the Local intranet security to less restrictive.

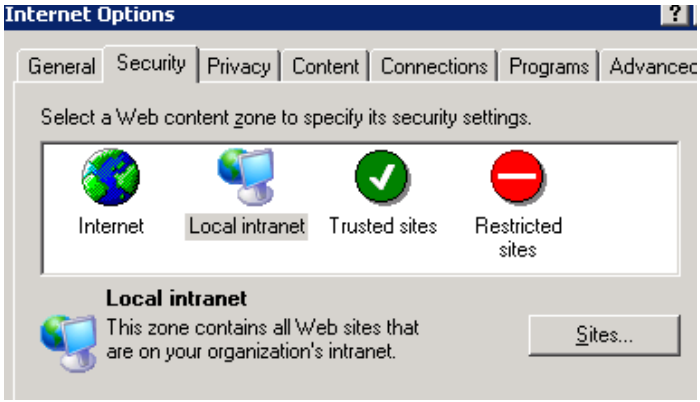

Figure 2 – Local Intranet – Custom Security Level.

You can configure the Local Intranet setting to use a customer Security Level, making sure that the following option checked are enabled:

- Prompt for Singed ActiveX control
- Script ActiveX controls Marked Safe for Scripting

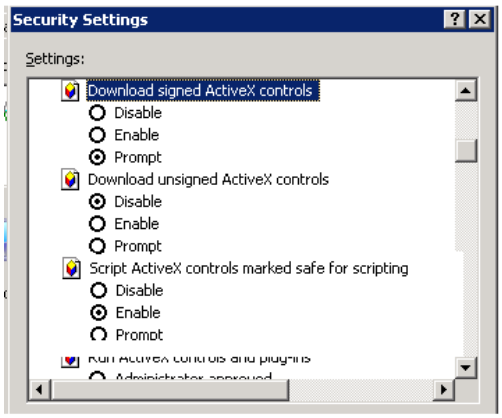

Figure 3 - Customer Security Setting

You will get a promt when connected to WebHMI Server for Publisher ICONICS. You may alow these ActiveX obne by one or or check the Radio button "Always Install Software from ICONICS.

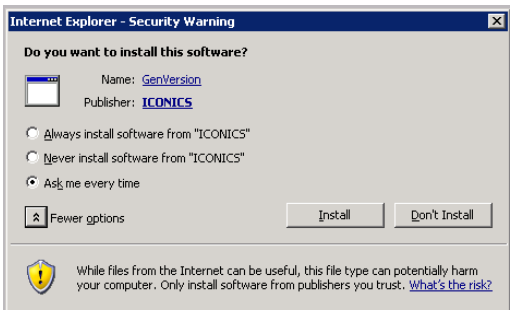

Figure 4 - Security Warning

NOTE: You will receive the security warning each time the client needs to download a new ActiveX in a published page. You must be logged into the WebHMI client machine with administrative permissions to download and install thease components. Once the components are install, you can log in with a limited user account to view pages.