GraphWorX64
Setting Dynamic Global Aliases

APPLICATION NOTE

October 2015

Description: Guide to set Global Aliases to OPC tag values.
General Requirement: General knowledge of ICONICS GENESIS64 and Global Aliasing.

Introduction

When using the system there may be instances where the end user wishes to set a Global Alias to a value that was undefined in configure mode, so there needs to be a way for a dynamic value to be dynamically to be applied to a Global Alias

Setting the Value

For this example a GraphWorX64 display will need to be created with two process points on it. In this example we will be using the local simulation tags for the dynamic value, however it will work with other OPC Data Inputs.

When adding **the first process point** the **Simulation tab** in the Data Browser will need to be selected. From here a new variable will need to be defined by clicking on the **Define New Variable** button, and the following properties will be set, as displayed in Figure 1:

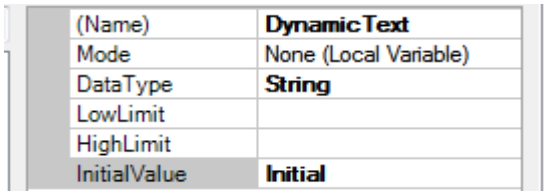

Figure 1 - Defining the Local Variable

After closing this dialog the Process Point will need to have the Data Entry property enabled.

A second process point will need to be added and this time the context will need to be changed to the **Global Aliases tab**, from here the text area will need to have the following text, as displayed in Figure 2:

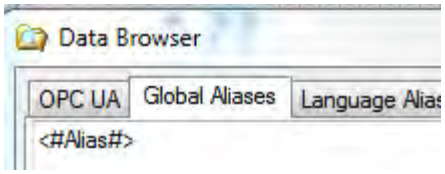

Figure 2 - Adding a Global Alias

Before this dialog is closed the **"Treat the result as a Literal String"** checkbox will need to be checked. When entering Runtime the display should appear as follows, see Figure 3:

Figure 3 - GraphWorX64 in Runtime

To set the value of the created localsim tag to the Global Alias value, then a pick action will need to be created to **Set the Global Alias** value however instead of setting a theme or directly setting the alias, the Global Alias string will be set directly.

The following string will need to be set in the field:

```
{{x="#Alias=" +
{{localsim::DynamicText:String:::Initial}} + "/0;"}}
```

So it appears as follows:

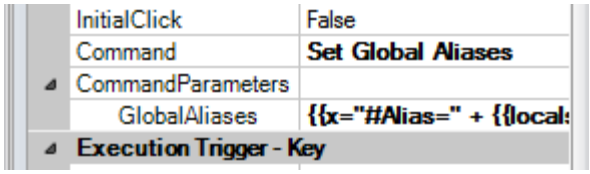

Figure 4 - Global Alias String

When entering Runtime clicking the button will update the Global Alias on the display so it now has the value of the localsim tag.

If the retrieved value is not a String datatype then the OPC tag will need wrapped in the tostring() function. Example: tostring({{localsim::DynamicInt:Int32}})